

NICOLOCK®

PAVING STONES • RETAINING WALLS • OUTDOOR LIVING




paver-shield™



SCAN TO START

TEAR-OUT
COLOR SWATCH
GUIDE INSIDE









Stone Ridge XL in Chesapeake Blend

Start Planning

Welcome to Nicolock.....	4
Warranty.....	5
Financing.....	6
paver-shield™.....	7
Designing with Borders & Inlays.....	9
Nicolock's Top Selling Colors.....	11
IMAGES BY PROJECT TYPE	
Pools & Patios.....	12
Driveways, Walkways & Stoops.....	20
Fire Pits, Fireplaces & Outdoor Dining....	28

Paving Stones

paver-shield™ pavers.....	36
Stone Ridge.....	37
Stone Ridge Contemporary.....	38
Stone Ridge XL.....	40
Alpine Ridge.....	41
Alpine Contemporary.....	42
 Alpine Contemporary 8x12.....	42
 Alpine Contemporary 20x30.....	42
 Alpine Contemporary 24x36.....	42
Plank Paver.....	44
 Tilestone 6x24.....	45
 Woodstone 6x24.....	45
Ridge Brick.....	46
Rustico 6x6 & Rustico 6x9.....	47
 Blue Ridge Contemporary.....	48
Blue Ridge.....	49
Hex Paver.....	50
Paragram Paver.....	51
Rustico 4 Pc Combo.....	52
Holland Stone.....	53
Colonial Cobble 1.5 Normal.....	53
Heritage Slab & Pedestals.....	54-55
Inlays, Borders & Circle Kits.....	58
Environmental Pavers.....	65
Nicostone Pavers.....	69

Wall Systems

WALL SYSTEMS.....	75
Landscape Walls	
Belvedere Wall.....	78
6" Colonial Wall.....	79
5" Colonial Wall.....	80
Mini Colonial Wall.....	81
Verona Wall.....	82
Verona Wall XL.....	82
Stonegate® Contemporary Wall.....	83
Kodah Wall.....	84
Retaining Walls	
Alta Wall.....	85
Alta Pro Wall.....	86
Keystone Compac® Contemporary.....	87
Keystone Compac® III Straight Split.....	88
Firma Wall.....	89
Outcropping.....	90
Redi-Rock® Retaining Wall.....	91
Garden Walls	
Serafina Wall.....	92
Mountain Block.....	93
Garden Wall.....	94

Piers, Coping, Caps & Steps

Pier Kits.....	96
Pier Caps.....	99
Coping & Caps.....	100
Steps.....	107

Fire Pits & Fireplaces

FIRE PITS.....	110
 Harmony Fire Pit.....	117
LUME Surround.....	118
Fire Pit Accessories.....	121
FIREPLACES.....	122

Outdoor Dining

OUTDOOR DINING.....	124
 WPPO Pizza Ovens.....	127
Segmental Kitchen Systems.....	129
 WeatherStrong® Outdoor Cabinetry.....	130
American Made Grills.....	132
Stainless Steel Appliances.....	134
Refrigeration, Doors & Drawers.....	135
Dimplex Outdoor Heaters.....	136
Essenze di Luce.....	137
Pergolas.....	137

Color Swatches

paver-shield™ Color Swatches.....	136
Split-Face Textured Wall Swatches.....	138
Smooth Wall Swatches.....	139
Nicostone Swatches.....	140

Install Guides, FAQs & More

Paver Installation Guide.....	142
Retaining Wall Installation Guide.....	144
Stain Removal.....	146
Frequently Asked Questions.....	147
Paving Stone Patterns.....	149



NICOLOCK®

More Color, More Life

Roberto Nicalia

CEO/President, Nicolock Paving Stones

As the calendar changes, I reflect on how much our surroundings shape the moments we hold dear. Outdoor spaces have become places where we relax, recharge, and connect with the people who matter most. Yet, I know how easy it is for these spaces to fall short of their potential, leaving homeowners and businesses wondering how to make them truly special.

For me, every outdoor space is an opportunity to create something meaningful. Whether it's a patio that echoes with laughter on summer evenings, a fire pit that draws loved ones together on crisp autumn nights, or a pathway that leads to new adventures, these spaces are about more than design—they're about the memories we create within them.

I also believe in the power of outdoor living to support our well-being. A well-planned space isn't just beautiful; it's a place where you can find peace, celebrate life's milestones, and embrace the simple joys of the season. The possibilities are endless, and the rewards are lasting.

This year, I invite you to imagine what's possible for your outdoor spaces. Together, we can turn those aspirations into reality, creating places you and your family will cherish for years.

NICOLOCK: TURNING BACKYARDS INTO DESTINATIONS.

For over 60 years, Nicolock has been helping homeowners transform their outdoor spaces into places of comfort and joy. This tradition continues with every project we take on as we strive to deliver exceptional quality and service. Whether you're starting fresh or expanding an existing design, we're honored to be part of your journey.

Our products are built to last and made with precision, care, and a commitment to sustainability. Nicolock's exclusive paver-shield™ technology ensures vibrant colors and unmatched durability, giving you confidence that your outdoor space will remain as stunning as the day it was created. And with our lifetime transferrable warranty,

you're not just investing in today—you're investing in years to come.

The pages of this catalog are filled with inspiration for your next project, but the first step is yours to take. We're ready to help turn your outdoor dreams into reality. Let's create something you'll love for years to come.

WHY HOMEOWNERS CHOOSE NICOLOCK

Vibrant Color That Lasts. When creating beautiful outdoor spaces, one thing stands out above all else: color. In surveys, Nicolock customers consistently point to our vibrant and diverse color options as the top reason they choose us. From warm, earthy tones to bold accent hues that make a statement, our extensive palette has something to suit every taste and vision.

Thanks to our exclusive paver-shield™ technology, Nicolock pavers don't just look stunning on installation day—they keep their brilliance for years to come. This patented process infuses color throughout each stone, ensuring it remains vivid and beautiful over time, with the durability to withstand the elements. Whether you're designing a classic patio or an eye-catching walkway, Nicolock delivers unmatched color and quality you can count on.

Personalized Shopping Experiences Designed for You.

Whether you know exactly what you want or need help determining the right direction, our team will guide you every step of the way. Visit one of our spacious design centers to explore a variety of outdoor living features and gather inspiration.

Prefer a more personalized experience? Our luxury mobile showroom brings the options to your doorstep. With samples of our most popular pavers, accents, and fire features, you can see and feel your choices up close, all with friendly, pressure-free guidance from our knowledgeable team.

Guaranteed for Life: Our Lifetime Transferrable Warranty.

At Nicolock, we don't just create outdoor spaces—we stand behind them for a lifetime. Backed by three generations of family dedication, our lifetime transferrable warranty promises lasting quality and peace of mind.

The work we do today is designed to be enjoyed by you and anyone who may own your home in the future. Our products set us apart, offering unmatched assurance for one of the most meaningful investments you'll ever make.

“Show Me the Money!”—Affordability and Financing.

No matter the size of your budget, we're dedicated to helping you bring your outdoor project to life. Nicolock offers flexible financing options, whether you want to complete your vision all at once or spread it out in phases.

Our products are built to last and priced to offer incredible value compared to similar options. Many of our customers return to expand their projects, adding features like outdoor kitchens, fire elements, and pizza ovens. With options rivaling high-end venues, investing in a backyard paradise is a lasting choice that creates a space for special events and everyday memories.

Your outdoor space is an investment in your home and lifestyle—let's find the best solution for you.

Reliable Products, Ready When You Are.

Getting the job done right means doing it on time. With manufacturing facilities on Long Island and across the Northeast, we eliminate supply chain concerns, ensuring our products are always available when you need them.

Unlike others who may limit your choices, Nicolock offers a full range of colors and styles to suit your vision. Why settle for less when you and your family deserve the best? Your backyard transformation starts with us—and we're ready when you are.




PROUDLY MADE IN THE USA

COME HOME TO NICOLOCK!

Nicolock pavers have a full, structural lifetime warranty* and are transferable to the next owner should you sell. Register your products at NICOLOCK.COM and follow the 3 easy steps below.

1

Click the **WARRANTY** link at the bottom of our homepage.



2

Fill out the requested information



3

Upload Proof of Purchase



LIFETIME WARRANTY*

Nicolock provides a limited lifetime warranty on the structural integrity of its manufactured product used in residential applications. Nicolock pavers are warranted for as long as you own your home and are transferable to the next owner should you sell. Nicolock products installed in accordance with our guidelines and industry standards that are deemed to be structurally defective will be replaced with products of equal value. Removal and replacement labor cost is not the responsibility of Nicolock. Regarding de-icing products, Nicolock recommends sand for slip resistance as it is the most environmentally friendly option for use on concrete products. If a de-icing product is used, Nicolock recommends using only NaCl (rock salt) which should be used sparingly, following the manufacturer's instructions. Once ice is loosened, remove immediately to avoid buildup of the de-icing agent. **NOTE:** De-icing agents of any kind are not recommended for our Nicostone line.

Color matching and product availability are not guaranteed. Proof of purchase and/or installation contract must be made available prior to or at the time of inspection by an authorized Nicolock representative. Other exclusions apply.

Nicolock / Nicolica Concrete Products is the owner or authorized user of all patents and trademarks for products and designs illustrated herein. Firma®, Checker Block®, Sante-Euro® & paver-shield® are examples of registered trademarks of Nicolica Concrete Products. SF-Rima® is a trademark of SF Concrete Technology, Inc. Trinity® is a trademark of Earth Reinforcement Technologies. • US Patent #: Firma® 6,082,933.



DEFER PAYMENT, NOT YOUR DREAMS!

Discover Nicolock Financing!

Bring your dream outdoor living space to life today with our exclusive financing options. We offer flexible plans to suit your needs, including true no-interest payment (SAC) plans, affordable low monthly payments, or a combination of both.

Enhance your home's value and enjoy peace of mind with Nicolock Financing.
Contact your local Territory Manager for more details!



LOW MONTHLY PAYMENTS

Avoid high credit card interest rates. Choose the best payment option for you.



UNSECURED FINANCING

100% unsecured financing up to **\$100,000** on approved credit.



FAST, EASY AND SAFE

Easy application for near-instant approvals via phone, online or mobile app, 24/7



PEACE OF MIND


The application is free, there are no closing costs and no prepayment penalties



Stone Ridge XL in Hudson Valley Blend

**THE
 PAVER-SHIELD[™]
 DIFFERENCE**

Our patented process is not a sealant and features a smooth, ultra dense surface and rich vibrant color guaranteed not to fade!



1

Nicolock sources the highest class raw materials in the industry for the highest quality pavers



2

Our state-of-the-art manufacturing process creates a durable base mix



3

Iron oxide bonds with cement molecules resulting in the most vibrant color seen throughout each paver



4

Other quality materials are added to create our **PAVER-SHIELD[™] TECHNOLOGY!**



7

PAVER-SHIELD[™] is not a sealer, it's built into the manufacturing process for optimal durability



6

The final result is the very best in color, strength, and beauty that will last for generations!



5

PAVER-SHIELD[™] gives pavers a tight, smooth surface texture that will not expose heavy aggregate

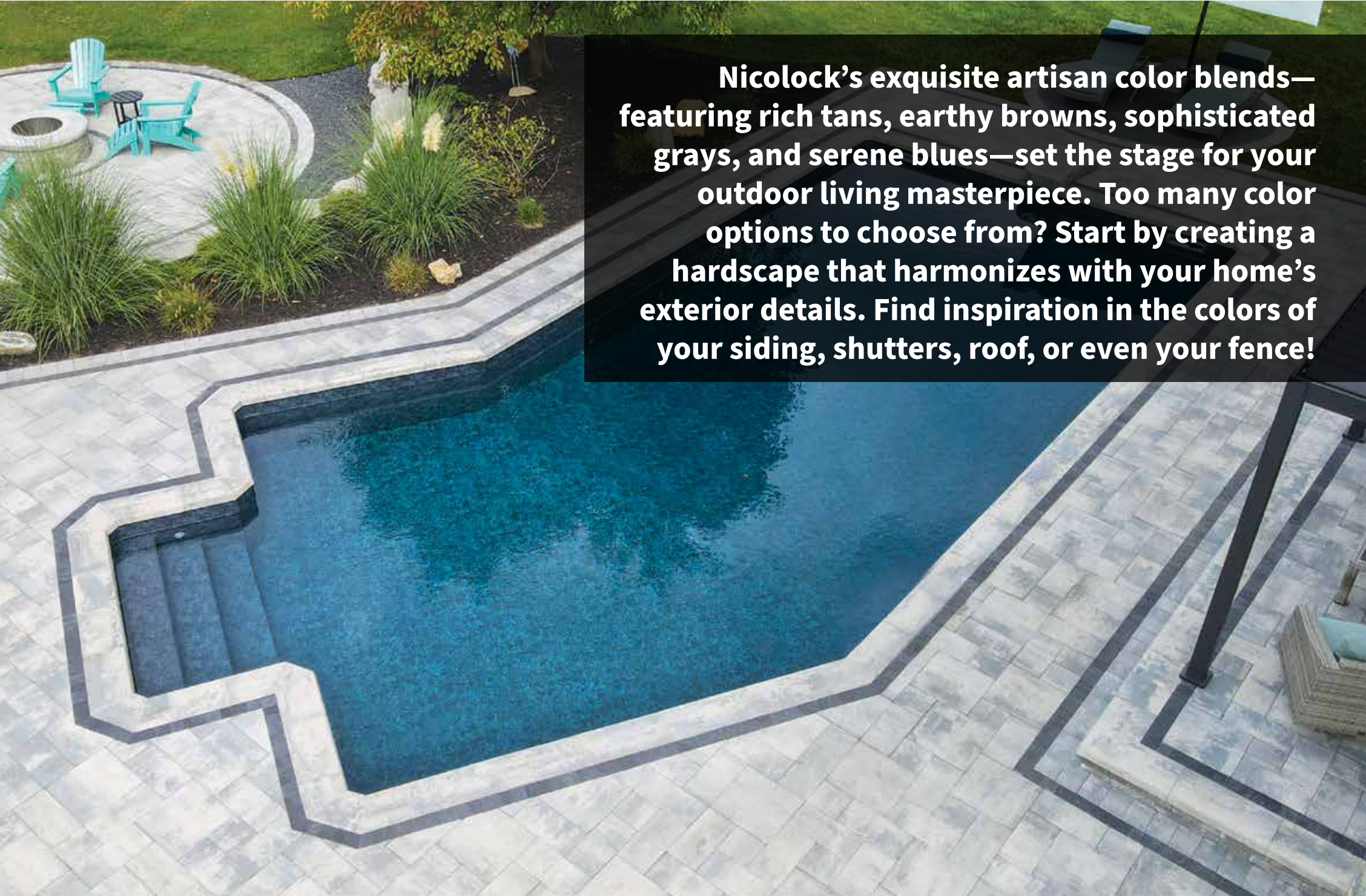


PAVER-SHIELD[™] TECHNOLOGY

Tight, smooth surface texture that is built into the paver, not a sealer like other manufacturers

Ultra dense base mix featuring color throughout the paver ensuring a lifetime of beauty

Let your creativity **FLOW**

An aerial photograph of a swimming pool with a stone deck. The pool is surrounded by a deck made of light-colored stone tiles. There are some plants and a small table with chairs near the pool. The water is a deep blue color.

Nicolock's exquisite artisan color blends—featuring rich tans, earthy browns, sophisticated grays, and serene blues—set the stage for your outdoor living masterpiece. Too many color options to choose from? Start by creating a hardscape that harmonizes with your home's exterior details. Find inspiration in the colors of your siding, shutters, roof, or even your fence!

Stone Ridge XL in Oceanic Blue

Using smart design ideas to **CREATE BOLD AND EYE-CATCHING SPACES**

Nicolock has what it takes to bring the “**WOW**” factor to your outdoor design. Whether it’s a new patio, poolscape, driveway, or any other outdoor project, our design elements make it easy to create a customized look that complements your particular style and taste. It all begins with color. Choose from our vast collection of rich, artisan colors. Then, get creative with our different-shaped paving stones and paver laying pattern options. Check out a few examples of popular laying patterns below-- or mix and match to create your own unique design.

90° traditional



PAVER DIRECTION | Go from a traditional installation to an exceptional look by laying pavers at a 45 degree angle to create the illusion of space.

45° with border



BORDERS | Borders define edges and softly combine large areas that would otherwise be toneless. Monochromatic or contrasting colors help define your style.

45° with inlay



INLAYS | Inlays allow you to define an area within your outdoor space. Often created with contrasting colors and textures, inlays add visual interest to make your space pop.

Popular inlay options:



Euro Cobble in Brown



Old Vienna with paver-shield™ in Raven



The Montauk in Raven



The Mosaic in Brown

When Choosing Your Color...

When selecting your color, it's important to consider your landscaping. Seasonal shifts can change the colors around your project, and various times of day may cast unique shadows on your pavers. Planning for how these environmental factors will influence your look is key. While the color illustrations in this catalog are as precise as photography and printing allow, **we recommend viewing multiple physical samples to confirm your color selection.**

Images below were photographed minutes apart in the same location. Image on the left is with cloud cover, image on the right is in full sun.



Both Images: Stone Ridge XL in Westchester Blend

Note: Our products use natural materials, which may cause slight color variations, adding to their unique charm. To minimize variation, follow industry best practices, order all products at once, and install from multiple pallets and layers for even blending. This is especially imperative for solid color blends, including Brown, Charcoal, Dove Gray, Pennsylvania Blue, Pewter, Raven, Red, Sahara, and Snow.

NICOLock® TOP SELLING COLORS

Explore our extensive range of 28 paver-shield™ color options on pages 138-139, crafted to suit any outdoor design vision. While all shades boast superior durability and vibrant tones, these are our top-selling colors, loved for their timeless appeal and versatility.



Chesapeake Blend*

A blended mix of Travertina and Pewter



Granite City Blend

A two color blend of Pewter and Charcoal



Graphite Pearl Blend*

A rich mixture of white, Pewter and Raven



Marble Blend*

A mixture of white and Charcoal



Oceanic Blue*

A tranquil blend of Pewter, light stormy blue and white



Pennsylvania Blue**

A deep blue resembling the natural color of Pennsylvania Bluestone



Silver Mist*

Subtle blends of light and dark greys



South Bay Blend*

A blend of gray, white and tan



Travertina*

A two-tone blend of coral and white



Westchester Blend

A three color blend containing Pewter, Charcoal and Chamois accents

*Premium Color
**Deluxe Color

unwind in your outdoor

PARADISE
Pools & Patios




Alpine Contemporary 16x24 in Chesapeake Blend



Alpine Contemporary 3-Piece in South Bay Blend



Stone Ridge Contemporary 3-Piece in Oceanic Blue



Alpine Contemporary 24x36 in Travertina




Stone Ridge XL in Chesapeake Blend



Alpine Contemporary 24x36 in Dove Gray



Stone Ridge XL in Oceanic Blue



Stone Ridge XL in Westchester Blend


Turn your curb into a **STATEMENT**
Driveways, Walkways & Entryways



Stone Ridge Contemporary 3-Piece in Graphite Pearl Blend



Stone Ridge Contemporary 3-Piece in Pennsylvania Blue



Rustico 6x9 in Oceanic Blue & Charcoal



Stone Ridge Contemporary 3-Piece in Chesapeake Blend




Stone Ridge in Pennsylvania Blue



Stone Ridge Contemporary 3-Piece in Granite City Blend



Alpine Contemporary 3-Piece in Marble Blend




create your perfect backyard **ESCAPE**
Fire Pits, Fireplaces & Outdoor Dining



Serafina Fire Pit in Granite City Blend



SunFire Built-In Grill | 2-Drawer & Pullout Combo | Trash Pullout Drawer | 24" Outdoor Rated Refrigerator



Fire Pit with Verona Wall in Oceanic Blue



Serafina Fire Pit in Graphite Pearl Blend




Fireplace with Verona Wall in Oyster Blend



Harmony Fire Pit in Slate




Grill Island Deluxe with Verona Wall in Oceanic Blue



Serafina Fire Pit in Granite City Blend

PAVER-SHIELD™ *pavers*



Tip: If you're feeling overwhelmed by all the options—smooth or textured, various colors, and sizes? Start by matching the style of your home for a cohesive look.

Nicolock pavers offer the most vibrant color options available. With a wide range of sizes, styles, and textures, you're sure to find the perfect combination for your project.

Stone Ridge XL in Oceanic Blue



Westchester Blend

Pennsylvania Blue

Stone Ridge




Multi-sized rectangular shapes. Slightly textured riven surface. Slightly chamfered edge. Can be combined with Stone Ridge XL.

3-Piece



110 Sq Ft on Pallet
240 Pcs on Pallet | A- 130 B- 60 C- 50
Pallet Weight: 2,950 lbs



Also available in:
Adobe Blend
Autumn Blend*
Cappuccino Blend*

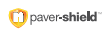
Crab Orchard Blend*
Golden Brown Blend
Hudson Valley Blend
Oceanic 5*

Oyster Blend*
Peconic 6*




3-Piece in Oceanic Blue

Stone Ridge Contemporary




3-Piece




110 Sq Ft on Pallet
 240 Pcs on Pallet | A- 130 B- 60 C- 50
 Pallet Weight: 2,950 lbs

Single Size



131 Sq Ft on Pallet
 60 Pcs on Pallet
 Pallet Weight: 3,537

Multi-sized rectangular shapes with a smooth and modern finish. Slightly chamfered edge.



Also available in:
 Adobe Blend
 Autumn Blend*
 Cappuccino Blend*


Crab Orchard Blend*
 Golden Brown Blend
 Hudson Valley Blend
 Oceanic 5*

Oyster Blend*
 Peconic 6*

18x18 in Travertina



3-Piece in Chesapeake Blend



3-Piece in Oceanic Blue



Westchester Blend



Chesapeake Blend



Stone Ridge XL



Multi-sized rectangular shapes. Slightly textured riven surface. Slightly chamfered edge. Can be combined with Stone Ridge. Not recommended for vehicular applications.

3-Piece



A 9" x 9" x 2 3/8"
B 9" x 18" x 2 3/8"
C 18" x 18" x 2 3/8"

110 Sq Ft on Pallet
 90 Pcs on Pallet | A- 20 B- 50 C- 20
 Pallet Weight: 2,950 lbs



Chesapeake Blend*



Granite City Blend



Graphite Pearl Blend*



Marble Blend*



Oceanic Blue*



Pennsylvania Blue**



Silver Mist*



South Bay Blend*



Travertina*



Westchester Blend

Also available in:
 Adobe Blend
 Autumn Blend*
 Cappuccino Blend*

Crab Orchard Blend*
 Golden Brown Blend
 Hudson Valley Blend
 Oceanic 5*

Oyster Blend*
 Peconic 6*



3-Piece in Granite City Blend




3-Piece in Oceanic Blue

Alpine Ridge

These multi-sized shapes will add a great feel to any project. Natural cleft texture with a lightly chamfered edge. Not recommended for vehicular applications. Add our 24x24 to your pattern, or use alone.



3-Piece




A 7³/₄" x 15⁵/₈" x 2³/₈" **B** 15⁵/₈" x 15⁵/₈" x 2³/₈" **C** 15⁵/₈" x 23¹/₂" x 2³/₈"

127 Sq Ft on Pallet
80 Pcs on Pallet | A- 30 B- 30 C- 20
Pallet Weight: 3,500 lbs


Single Size

24x24



23¹/₂" x 23¹/₂" x 2³/₈"

80 Sq Ft on Pallet
20 Pcs on Pallet
Pallet Weight: 2,260 lbs



Also available in:
Adobe Blend
Cappuccino Blend*

Golden Brown Blend
Hudson Valley Blend
Oyster Blend*




16x24 in Graphite Pearl Blend

Alpine Contemporary



Multi-sized rectangular shapes with a smooth texture and slightly chamfered edges. Not recommended for vehicular applications.


3-Piece



127 Sq Ft on Pallet
80 Pcs on Pallet | A- 30 B- 30 C- 20
Pallet Weight: 3,500 lbs

A 7¾" x 15½" x 2¾"
B 15½" x 15½" x 2¾"
C 15½" x 23½" x 2¾"

Single Sizes




8x12 7.72" x 11.65" x 2¾"
133 Sq Ft on Pallet
200 Pcs on Pallet
Pallet Weight: 3,355

16x24 15½" x 23½" x 2¾"
107 Sq Ft on Pallet
40 Pcs on Pallet
Pallet Weight: 2,889 lbs

20x30 19¾" x 29¾" x 2¾"
85 Sq Ft on Pallet
20 Pcs on Pallet
Pallet Weight: 2,400 lbs

24x36 23" x 35¾" x 2¾"
120 Sq Ft on Pallet
20 Pcs on Pallet
Pallet Weight: 3,330 lbs



Also available in:
Adobe Blend
Cappuccino Blend*
Golden Brown Blend
Hudson Valley Blend
Oyster Blend*



3-Piece in Chesapeake Blend



3-Piece in Marble Blend



3-Piece in Marble Blend

6x13 in Graphite Pearl Blend

Plank Paver




The long and narrow design of this Nicolock favorite gives a finished and sleek appearance to complement modern design trends.

3-Piece



103 Sq Ft on Pallet
 189 Pcs on Pallet | A- 54 B- 81 C- 54
 Pallet Weight: 3,122 lbs

Single Size





Graphite Pearl Blend

Tilestone 6x24




Sleek and contemporary, these new Tilestone 6x24 smooth pavers bring a modern touch to any outdoor space with their elongated design and clean, minimalist finish.



120 Sq Ft on Pallet
120 Pcs on Pallet
Pallet Weight: 3,240 lbs

6" x 24" x 2 3/8"



Also available in:
Adobe Blend
Cappuccino Blend*
Golden Brown Blend
Hudson Valley Blend
Marble Blend*
Oyster Blend*
Pennsylvania Blue**



Driftwood

Woodstone 6x24



Elevate your outdoor space with our new Woodstone 6x24 wood grain pavers! Combining the natural warmth of wood with the durability of stone for a sleek and timeless look.



120 Sq Ft on Pallet
120 Pcs on Pallet
Pallet Weight: 3,142 lbs

6" x 24" x 2 3/8"



South Bay Blend



Chesapeake Blend



Oceanic Blue

Ridge Brick



A universal, oversized brick shape with a textured riven surface. Slightly chamfered edges. Use as a field paver or as a border.



4 1/2" x 9" x 2 3/8"

110 Sq Ft on Pallet
400 Pcs on Pallet
Pallet Weight: 2,950 lbs



Brown



Charcoal



Chesapeake Blend*



Granite City Blend



Graphite Pearl Blend*




Marble Blend*



Oceanic Blue*



Pennsylvania Blue**



Raven*



Silver Mist*



South Bay Blend*



Travertina*



Westchester Blend

Also available in:
Adobe Blend
Autumn Blend*
Cappuccino Blend*
Crab Orchard Blend*
Golden Brown Blend
Oyster Blend*



6x6 & 6x9 in Granite City Blend



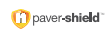
6x9 in Travertina

SOLAR LIGHT PAVERS BY
STONE TENCE^{US}
 Easy to install • DIY, no wiring
 Up to 8 hours of light
 White & colored lights available
 On/Off Switch on bottom

Comparable to 6x9 in size




Rustico 6x6 & 6x9



Single-sized square and rectangular shapes with a slightly dimpled surface. Chamfered edges and square corners make these perfect for inlays and borders.



6" x 6" x 2 3/8"


120 Sq Ft on Pallet
 480 Pcs on Pallet
 Pallet Weight: 3,027 lbs



6" x 9" x 2 3/8"

113 Sq Ft on Pallet
 300 Pcs on Pallet
 Pallet Weight: 2,982 lbs

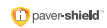
	 Brown	 Charcoal	 Chesapeake Blend*	 Granite City Blend	 Graphite Pearl Blend* 6x9 only
 Marble Blend* 6x9 only	 Oceanic Blue* 6x9 only	 Pennsylvania Blue** 6x9 only	 Raven*	 Silver Mist* 6x9 only	
 South Bay Blend*	 Travertina*	 Westchester Blend	<p>Also available in: Adobe Blend 6x9 only Autumn Blend* 6x9 only Cappuccino Blend* Crab Orchard Blend* 6x9 only Fire Island Blend 6x9 only Golden Brown Blend 6x9 only Hudson Valley Blend 6x9 only Oyster Blend*</p>		



South Bay Blend


South Bay Blend

Blue Ridge Contemporary



Enhance your outdoor space with our new Blue Ridge Contemporary! Multi-sized rectangular shaped pavers with a smooth surface create sleek lines for a modern, sophisticated design. Available in our standard 2 3/8" thickness or 3 1/8" thickness for vehicular applications.

3-Piece



A 6 1/2" x 13" x 2 3/8"
B 13" x 13" x 2 3/8"
C 13" x 19 1/2" x 2 3/8"

106 Sq Ft on Pallet
100 Pcs on Pallet | A- 40 B- 40 C- 20
Pallet Weight: 2,761 lbs

Now available for vehicular applications!
Purchase in 3 1/8" thickness (80mm)



Adobe Blend



Granite City Blend



Oceanic Blue*



Pennsylvania Blue**



Silver Mist*




South Bay Blend*



Westchester Blend

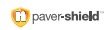


Granite City Blend




Pennsylvania Blue

Blue Ridge



Multi-sized rectangular shapes with a textured riven surface and slightly chamfered edges give this paver a sleek look. Not recommended for vehicular applications.

3-Piece



A 6½" x 13" x 2¾"

B 13" x 13" x 2¾"

C 13" x 19½" x 2¾"

106 Sq Ft on Pallet
100 Pcs on Pallet | A- 40 B- 40 C- 20
Pallet Weight: 2,761 lbs



Adobe Blend



Granite City Blend



Oceanic Blue*



Pennsylvania Blue**



Silver Mist*



South Bay Blend*



Westchester Blend

*Other colors are available in select markets
Check with your local distributor for more information




Snow

Sahara

Hex Paver



This unique hexagon-shaped stone brings a modern look to various residential and commercial projects. Available in eight color options, the Hex paver's six-sided shape is a striking option for driveways, walkways, patios, courtyards, and pool decks.



105 Sq Ft on Pallet
150 Full Pcs on Pallet
50 Half Pcs on Pallet
Pallet Weight: 2,695 lbs

9 3/4" x 11 1/4" x 2 3/8"
Flat to Flat Point to Point



Dove Gray




Granite City Blend



Graphite Pearl Blend*



Oceanic Blue*



Raven*



Sahara*



Snow*



Travertina*




Dove Gray

Granite City Blend

Paragram Paver



With a smooth face and ultra-modern design, the Paragram is perfect for borders, inlay, patios, pool decks, walkways, and driveways. This sleek, parallelogram-shaped stone pairs perfectly with our Hex Paver to offer virtually unlimited contemporary design options for residential and commercial applications.



107 Sq Ft on Pallet
80 Left Pcs on Pallet
80 Right Pcs on Pallet
Pallet Weight: 2,465 lbs

5 3/4" x 16 5/8" x 2 3/8"



Dove Gray




Granite City Blend



Graphite Pearl Blend*



Oceanic Blue*



Raven*



Sahara*



Snow*



Travertina*

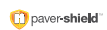


Marble Blend




Fire Island Blend

Rustico 4 PC Combo



Stylish multi-sized rectangular shapes with a slightly dimpled surface. Chamfered edges with square corners.

4-Piece



A 3" x 6" x 2 3/8"

B 6" x 6" x 2 3/8"

C 6" x 9" x 2 3/8"

D 9" x 9" x 2 3/8"

117 Sq Ft on Pallet
480 Pcs on Pallet | A- 100 B- 100 C- 160 D-40
Pallet Weight: 3,050 lbs



Adobe Blend



Autumn Blend*



Crab Orchard Blend*



Fire Island Blend



Golden Brown Blend



Granite City Blend



Marble Blend*



Oyster Blend*



Pennsylvania Blue**



Travertina*



Westchester Blend



Holland Stone




A classic brick shape with a flat surface and chamfered edges. Versatile for many residential and commercial projects. Available in 3 1/8" thickness for special order.



120 Sq Ft on Pallet
540 Pcs on Pallet
Pallet Weight: 3,100 lbs

4" x 8" x 2 3/8"



Also available in:
Adobe Blend
Autumn Blend*

Crab Orchard Blend*
Fire Island Blend
Golden Brown Blend

Oyster Blend*
Pewter
Red

Raven



Colonial Cobble 1.5 Normal




Single-sized paver with a flat, smooth surface. Chamfered edges and pillowed corners make this paver perfect for driveways, walkways and more.




124 Sq Ft on Pallet
300 Pcs on Pallet
Pallet Weight: 3,223 lbs

6 5/8" x 9 5/8" x 2 1/8"



Granite City Blend



Charcoal & Granite City Blend

Heritage Slab



Heritage Slab is a great stone for various architectural applications including rooftops and plazas. Suitable for overlays and at-grade applications.

Single Sizes

8x16	12x12	18x18	24x24	18" Round
				
8" x 16" x 2"	12" x 12" x 2"	18" x 18" x 2"	24" x 24" x 2"	18" Round x 2"
80 Sq Ft on Pallet 90 Pcs on Pallet Pallet Weight: 1,783	120 Sq Ft on Pallet 120 Pcs on Pallet Pallet Weight: 2,654 lbs	135 Sq Ft on Pallet 60 Pcs on Pallet Pallet Weight: 2,990 lbs	80 Sq Ft on Pallet 20 Pcs on Pallet Pallet Weight: 1,776 lbs	40 Pcs on Pallet Pallet Weight: 1,562 lbs



MRP SUPPORTS

Decking and paver pedestal systems make a great alternative to traditional paving projects. These systems provide support for removable floor paneling, are quick and easy to install, improve ventilation to prevent water and mold damage, and can reduce energy consumption. Adjustable, self-leveling supports are slip resistant and can be used to compensate for slopes and absorb noise. Additional units available other than shown below. Project take-offs available upon request.



ADVANTAGES OF PEDESTAL SUPPORTS:

- Hides pipes and equipment while providing easy access for maintenance
- Absorbs expansion and structural movement
- Eliminates requirements of surface preparation
- Compensates for uneven and irregularities in the surface to create a flat surface
- Facilitates fast water drainage to resist mold
- Provides better thermal insulation
- Ensures fast installation to save money



PRIME-PR1
covers heights:
1.20"-2.55"



PRIME-PR2
covers heights:
2.55"-6.10"



PRIME-PR3
covers heights:
6.10"-16"



SE0-P
covers heights:
1.125"-1.5"



SE1-P
covers heights:
1.5"-2"



SE2-P
covers heights:
2"-3"



SE3-P
covers heights:
3"-4.75"



SE4-P
covers heights:
4.75"-6.75"



SE5-P
covers heights:
6.75"-8.5"



The adjustment key allows you to level your final grade by adjusting the height of the pedestal WITHOUT removing the paver. This unique tool helps save on labor costs, assists in reducing the opportunity for injuries caused by repeatedly removing heavy pavers in order to shim to achieve a level surface.

To view all products and information, please visit www.mrpsupports.com

MATRIX PEDESTALS



5X ADJUSTABLE PEDESTAL
covers heights:
1.25"-2"
3/16" spacer tab 1/16" top tab



6X ADJUSTABLE PEDESTAL
covers heights:
2"-3"
3/16" spacer tab 1/16" top tab



7X ADJUSTABLE PEDESTAL
covers heights:
3"-4.5"
3/16" spacer tab 1/16" top tab



8X ADJUSTABLE PEDESTAL
covers heights:
4.5"-7.5"
3/16" spacer tab 1/16" top tab



8X COUPLER
covers heights:
2.5"-4"



PAVER PEDESTAL
6 13/16" X 6 13/16" X 9/16"
1/8" spacer tab 15/16" top tab



PAVER PEDESTAL
6 13/16" X 6 13/16" X 9/16"
1/8" spacer tab
1/16" top tab



PRODUCT SHIM
1/8"



PRODUCT SHIM
1/16"



To view all products and information, please visit www.matrixpedestals.com




Granite City Blend

Colonial Cobble Normal & 4 PC Combo



SPECIAL ORDER PRODUCT

4-Piece



133 Sq Ft on Pallet
400 Pcs on Pallet | A- 100 B- 100 C- 160 D-40
Pallet Weight: 3,454 lbs
Sizes B & can be purchased separately

A 3 3/4" x 6 1/2" x 2 3/8"

B 6 1/2" x 6 1/2" x 2 3/8"

C 6 1/2" x 9 1/2" x 2 3/8"

D 9 1/2" x 9 1/2" x 2 3/8"




Westchester Blend

Roma I & Roma II




SPECIAL ORDER PRODUCT



131 Sq Ft on Pallet
560 Pcs on Pallet
Pallet Weight: 3,519 lbs

4.6" x 7" x 2 3/8"



126 Sq Ft on Pallet
860 Pcs on Pallet
Pallet Weight: 3,278 lbs

4.6" x 4.6" x 2 3/8"

2.33" x 4.6" x 2 3/8"




Travertina

Fiuggi Travertine



SPECIAL ORDER PRODUCT

3-Piece



127 Sq Ft on Pallet
80 Pcs on Pallet | A- 30 B- 30 C- 20
Pallet Weight: 3,500 lbs

A 7 1/4" x 15 1/2" x 2 3/8"

B 15" x 15" x 2 3/8"

C 15" x 23 1/2" x 2 3/8"



Granite City Blend

Cobblestone



SPECIAL ORDER PRODUCT




111 Sq Ft on Pallet
400 Pcs on Pallet
Pallet Weight: 2,823 lbs

6¼" x 8⅞" x 2⅜"




111 Sq Ft on Pallet
500 Pcs on Pallet
Pallet Weight: 2,877 lbs

4⅜" x 8⅞" x 2⅜"
Cobblestone Edger



Diamond Paver in Marble Blend & 8x8 in Charcoal

Diamond Paver





SPECIAL ORDER PRODUCT



96 Sq Ft on Pallet
192 Full Pcs on Pallet
32 Half Pcs on Pallet
Pallet Weight: 2,750 lbs

5⅞" x 13⅞" x 2⅜"



8x8




SPECIAL ORDER PRODUCT



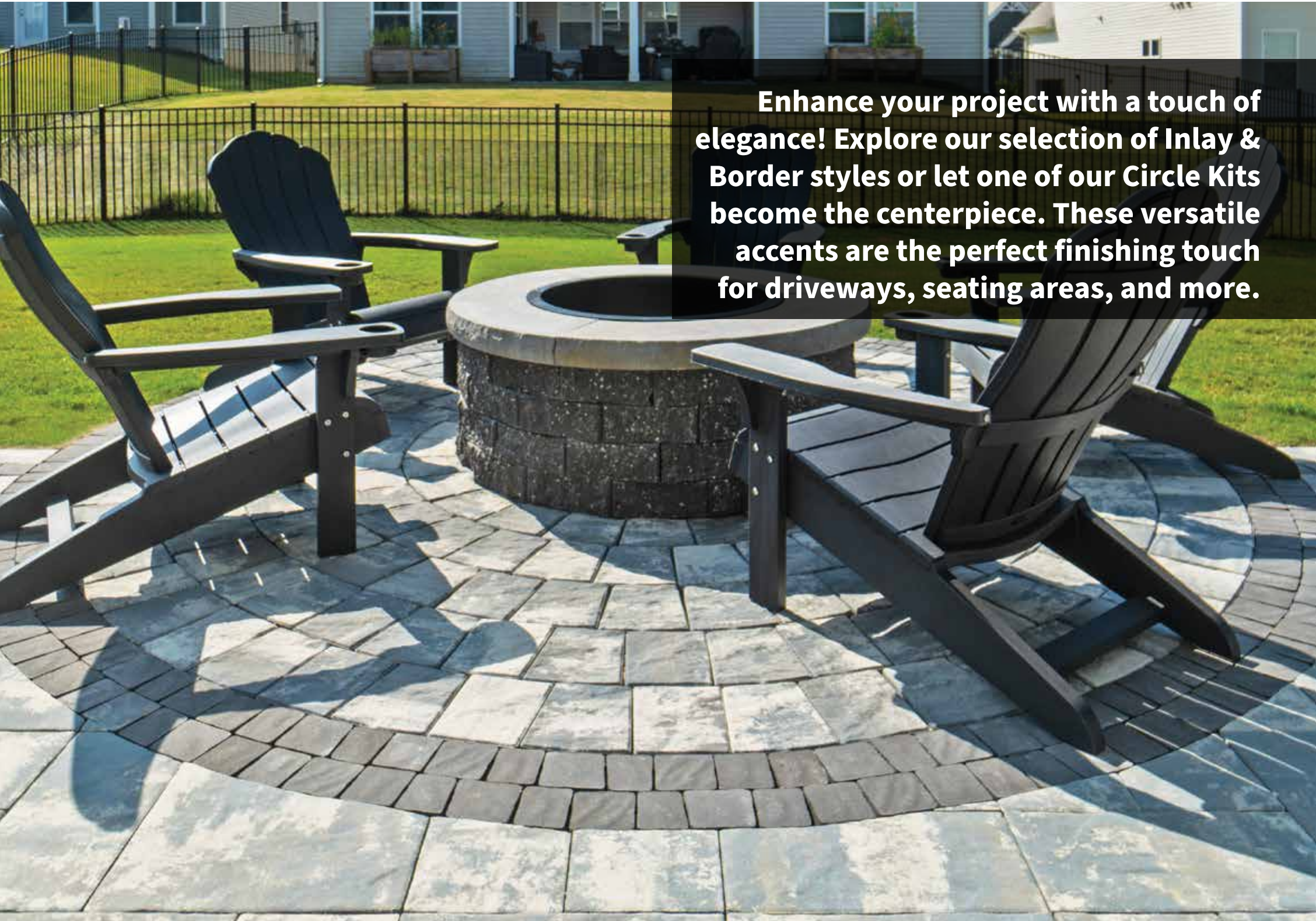
106 Sq Ft on Pallet
240 Pcs on Pallet
Pallet Weight: 3,724 lbs

8" x 8" x 2⅜"



integrate an ACCENT

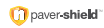
Enhance your project with a touch of elegance! Explore our selection of Inlay & Border styles or let one of our Circle Kits become the centerpiece. These versatile accents are the perfect finishing touch for driveways, seating areas, and more.






Raven

The Mosaic



Like the artwork it's named after, these multi-sized, irregular shapes of textured stone create a whimsical, striking border, path, or accent.

4-Piece



101 Sq Ft on Pallet
576 Pcs on Pallet
Pallet Weight: 2,126 lbs

A 4 1/4" x 5 3/4" x 2 3/8"
B 4 1/4" x 3 3/8" x 2 3/8"
C 4 1/4" x 4 3/4" x 2 3/8"
D 4 1/4" x 2 7/8" x 2 3/8"

**Also available in 3 1/8" thickness (80mm)
Can be used for permeable applications (shown here)*



Brown



Charcoal



Granite City Blend



Graphite Pearl Blend*



Oyster Blend*



Raven*



Silver Mist*




Raven

Old Vienna with paver-shield™



Rustic antique clay brick surface. Borders come to life with this aesthetic inlay.



55 Sq Ft on Pallet
450 Pcs on Pallet
Pallet Weight: 1,554 lbs

2 3/8" x 7 1/2" x 2 3/8"



Granite City Blend

The Montauk



Multi-sized, irregular shapes with a textured surface and textured edges. Makes a stunning accent and is just as beautiful on its own. No spacer lugs.

5-Piece



65 Sq Ft on Pallet
630 Pcs on Pallet
Pallet Weight: 1,663 lbs

2 3/4" x 3 1/4" x 2 3/8"

2 3/4" x 4" x 2 3/8"

3 1/4" x 4" x 2 3/8"

3 3/8" x 4" x 2 3/8"

4" x 4" x 2 3/8"






Raven

Euro Cobble



Add an artistic touch to your hardscape design that has a classic old European look.



113 Sq Ft on Pallet
300 Pcs on Pallet
Pallet Weight: 2,982 lbs

6" x 9" x 2 3/8"



Granite City Blend

Edgestone

Decorative solution for use around walkways, patios and gardens.



100 Lf Ft on Pallet
120 Pcs on Pallet
Pallet Weight: 2,695 lbs

4" x 10" x 7 1/2"






Granite City Blend

Rustico Circle




You can mix in a Rustico Circle with other paver styles or use it with Rustico pavers to create incredible designs. This 10-ring with center circle kit makes a beautiful 10'4" circle with a dimpled surface texture.

6-Piece



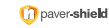
Creates 10'4" Circle
86.5 Sf Ft on Pallet
600 Pcs on Pallet
Pallet Weight: 2,842 lbs

INSTALLATION GUIDE






Ridge Circle



Graceful curves and a stone texture make this circle kit a favorite for patios and driveways. Large oversized pieces, with 6 rings plus a center stone, all with a ridge, will complement any of our Ridge products.

5-Piece



Creates 11' Circle
95 Sf Ft on Pallet
243 Pcs on Pallet
Pallet Weight: 3,143 lbs

Adobe Blend		Autumn Blend*		Cappuccino Blend*	
Chesapeake Blend*		Crab Orchard Blend*		Golden Brown Blend	
Granite City Blend		Graphite Pearl Blend*		Marble Blend*	
Oceanic Blue*		Oyster Blend*		Pennsylvania Blue**	
Raven*		South Bay Blend*		Travertina*	
Westchester Blend					

INSTALLATION GUIDE






Charcoal

Sante-Euro® Circle

paver-shield

Circle designs with sweeping curves are all possible with the stunning Sante-Euro® Circle Kit. A beautiful way to enhance your walkway, patio or driveway.

4-Piece



Creates 10' Circle
76 Sf Ft on Pallet
684 Pcs on Pallet
Pallet Weight: 2,126 lbs

INSTALLATION GUIDE



Charcoal



Golden Brown Blend



Granite City Blend



Oyster Blend*



Raven*



Westchester Blend

ENVIRONMENTAL *pavers*

Going green has never looked this good! Nicolock's eco-friendly pavers deliver eye-catching designs with the added benefit of natural stormwater management.

Add style and sustainability with our environmental pavers! Available in a variety of colors, textures, and styles, they include ADA-compliant joint openings to naturally filter rainwater back into the earth.

THE MOSAIC IS AVAILABLE IN 3 1/8" THICKNESS (80MM) PERMEABLE
 SHOWN HERE WITH ECO-TRE IN CUSTOM OCEANIC BLUE



Granite City Blend



Oyster Blend

Eco-Tre



Textured, chamfered edges give these pavers an authentic, stone feel yet provide a 10% open surface area and joint opening that is compliant with the Americans with Disabilities Act. (ADA)

3-Piece



96 Sq Ft on Pallet
 160 Pcs on Pallet
 Pallet Weight: 3,284 lbs



Adobe Blend



Granite City Blend



Oyster Blend*



Westchester Blend



Granite City Blend

Eco-Ridge



An oversized brick shape with a slightly textured riven surface. Slightly chamfered edges with a 13% open surface area. Joint opening is compliant with the Americans with Disabilities Act. (ADA)



100 Sq Ft on Pallet
320 Pcs on Pallet
Pallet Weight: 3,389 lbs

4 3/4" x 9 1/2" x 3 1/8"



Granite City Blend



Oyster Blend*




Golden Brown Blend

SF-Rima®



A square shape and flat surface give these pavers a contemporary look. Chamfered edges give them a real stone feel. 10% open surface area and joint opening make these stones compliant with the Americans with Disabilities Act. (ADA)



91 Sq Ft on Pallet
192 Pcs on Pallet
Pallet Weight: 3,218 lbs

8" x 8" x 3 1/8"



Golden Brown Blend




Granite City Blend



Checker Block®



Gives you the strength of concrete with steel reinforcement in areas where you wish to maintain a grassy look including overflow parking, service roads, tree pits and fire lanes. It is also ideal for stabilizing embankments along streams, rivers and lakes. 75% surface open area for excellent drainage.



80 Sq Ft on Pallet
20 Pcs on Pallet
Pallet Weight: 2,000 lbs

24" x 24" x 4"



Natural

Natural



Turfstone



Lattice concrete grid in rectangular pieces allows rainwater to gradually filter back into the soil. 40% flat, open surface area.



93 Sq Ft on Pallet
35 Pcs on Pallet
Pallet Weight: 2,100 lbs

16" x 24" x 3 1/8"



Pewter

Pewter

NICOSTONE *pavers*

Transform your space with the beauty of Nicostone! Whether you love the organic style of Grand Flagstone or the versatility of rectangular and square designs, Nicostone's durability and rich color blends are unmatched.

**Cooler pavers, happier feet!
Thanks to Cool Touch™ technology,
Nicostone pavers reflect solar heat
for a more comfortable surface.**






York Brown

Natural Cleft Flagstone



A uniquely attractive natural cleft texture with an Old World charm. Sold as a patio pack or purchase sizes individually.

6-Piece Patio Pack or Individual Sizes









Bluestone

Gironde*

Mocha

York Brown

- A**

 12" x 12" x 1 1/2"
 40 Sq Ft on Pallet
 40 Pcs on Pallet
 Pallet Weight: 700 lbs
- B**

 12" x 18" x 1 1/2"
 60 Sq Ft on Pallet
 40 Pcs on Pallet
 Pallet Weight: 1,100 lbs
- C**

 12" x 24" x 1 1/2"
 80 Sq Ft on Pallet
 40 Pcs on Pallet
 Pallet Weight: 1,400 lbs
- D**

 18" x 18" x 1 1/2"
 45 Sq Ft on Pallet
 20 Pcs on Pallet
 Pallet Weight: 800 lbs
- E**

 18" x 24" x 1 1/2"
 60 Sq Ft on Pallet
 20 Pcs on Pallet
 Pallet Weight: 1,000 lbs
- F**

 24" x 24" x 1 1/2"
 80 Sq Ft on Pallet
 20 Pcs on Pallet
 Pallet Weight: 1,400 lbs

Patio Pack
 68 Sq Ft on Pallet
 35 Pcs on Pallet
 Pallet Weight: 1,175 lbs



Bluestone

Thermal Finish Flagstone



Natural stone appearance with a thermal, smooth finish and consistent texture. Sold as a patio pack or purchase sizes individually.

6-Piece Patio Pack or Individual Sizes



Bluestone









Gironde



Mocha



York Brown

					
A	B	C	D	E	F
12" x 12" x 1 1/2"	12" x 18" x 1 1/2"	12" x 24" x 1 1/2"	18" x 18" x 1 1/2"	18" x 24" x 1 1/2"	24" x 24" x 1 1/2"
40 Sq Ft on Pallet 40 Pcs on Pallet Pallet Weight: 700 lbs	60 Sq Ft on Pallet 40 Pcs on Pallet Pallet Weight: 1,100 lbs	80 Sq Ft on Pallet 40 Pcs on Pallet Pallet Weight: 1,400 lbs	45 Sq Ft on Pallet 20 Pcs on Pallet Pallet Weight: 800 lbs	60 Sq Ft on Pallet 20 Pcs on Pallet Pallet Weight: 1,000 lbs	80 Sq Ft on Pallet 20 Pcs on Pallet Pallet Weight: 1,400 lbs

Patio Pack
68 Sq Ft on Pallet
35 Pcs on Pallet
Pallet Weight: 1,175 lbs



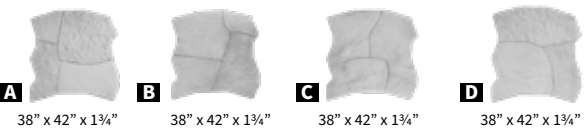
York Brown

Grand Flagstone



Stunning natural stone texture and 15 unique shapes that replicate large, irregular flagstone. Fast installation with easy-to-install pattern.

4-Piece



90 Sq Ft on Pallet
 32 Pcs on Pallet
 Pallet Weight: 2,000 lbs






Marble Blend

Versailles Travertine



Sleek multi-sized rectangular shapes with a flat surface and natural travertine markings.

4-Piece



A
8" x 8" x 1½"

B
8" x 16" x 1½"

C
16" x 16" x 1½"

D
16" x 24" x 1½"

64 Sq Ft on Pallet
50 Pcs on Pallet
Pallet Weight: 1,051 lbs



Gironde*



Marble Blend*

OLD TOWN FLAGSTONE CIRCLE & QUARTERED SQUARE KITS AVAILABLE





York Brown

Old Town Flagstone



A complete patio on a pallet! Naturally aged and textured surface with stone cut edges.

6-Piece



Bluestone

Gironde*

Mocha

York Brown

Patio Pack
68 Sq Ft on Pallet
35 Pcs on Pallet
Pallet Weight: 1,200 lbs

functional WALLS

Walls are now both functional and design-driven. Explore The Nicolock Wall Collection for the ideal solution for any residential or commercial project.

Let our wide selection of colors and styles spark your creativity as you build a wall system that's both beautiful and built to last.



6" Colonial Wall in Graphite Pearl Blend

Landscape Walls

Ideal for retaining, free-standing seat walls, and many other outdoor living features



Keystone Compac® Contemporary Wall in Granite City Blend

Retaining Walls

Walls built for earth retention-- suitable for residential or commercial installations



Serafina Wall in South Bay Blend

Garden Walls

Perfect for tree rings, edgings, garden borders and low retaining wall installations

Nicolock Walls are available in a variety of styles and include features designed for multiple applications. To help you select the best wall for your installation, please review the chart below. Additional information is included on each product page.

WALL STYLE	SYSTEM		CORNERS	WALL HEIGHTS*		ALIGNMENT	SETBACK	CORE	FEATURES	OUTDOOR LIVING KITS
				GRAVITY [+/-]	REINFORCED [+/-]					

LANDSCAPE WALLS

Mini Colonial	4-Piece	N/A	Yes/Split	1.5'	N/A	Concrete Adhesive	Vertical	Solid	Double Sided	N/A
5" Colonial	4-Piece	Yes	Yes/Split	2.5'	6'	Tongue & Groove	Vertical or 1.5"	Solid	Double Sided	N/A
6" Colonial	4-Piece	N/A	Yes/Split	1.5'	N/A	Concrete Adhesive	Vertical	Hollow	Double Sided	N/A
Verona	1-Piece	N/A	Yes	1.5'	N/A	Concrete Adhesive	Vertical	Solid	Double Sided	Yes
Verona XL	1-Piece	N/A	Yes	1.5'	N/A	Concrete Adhesive	Vertical	Solid	Double Sided	Yes
Stonegate® Contemporary	3-Piece	Yes	Yes	2.5'	6'	Pin	Vertical or 1"	Solid	Double Sided	Yes
Belvedere	6-Piece	Yes	Yes	2.0'	6'	Concrete Adhesive	1/2"	Solid	Double Sided	Yes
Kodah	4-Piece	Yes	Yes	2.5'	6'	Concrete Adhesive	3/4"	Solid	Double Sided	N/A

RETAINING WALLS

Firma®	1-Piece	Yes	Yes	3.0'	12'	Tongue & Groove	3/4"	Solid	Single Sided	N/A
Alta	1-Piece	Yes	Yes	3.0'	12'	Rear Lip	1"	Hollow	Single Sided	N/A
Alta Pro	1-Piece	Yes	Yes	3.0'	40'	Rear Lip	1"	Hollow	Single Sided	N/A
Compac® III	1-Piece	Yes	Yes	3.0'	40'	Pin	Near Vertical or 1"	Hollow	Single Sided	N/A
Compac® Contemporary	1-Piece	Yes	Yes	3.0'	40'	Pin	Near Vertical or 1"	Hollow	Single Sided	N/A
Outcropping	12-Piece	Yes	Yes	6'	15'	Shear Heel Lugs	14 Degrees	Solid	Single Sided	N/A
Redi-Rock®	Multi-Piece	Yes	Yes	25'	60'	Knob & Groove	0, 1, 5, 27½ & 43 Degree options	Solid & Hollow	Single, Double or Triple Sided	N/A

GARDEN WALLS

Serafina	1-Piece	N/A	N/A	1.5'	N/A	Concrete Adhesive	Vertical	Solid	Double Sided	Yes
Mountain Block	2-Piece	N/A	N/A	1.5'	N/A	Concrete Adhesive	Vertical or 1"	Solid	Single Sided	N/A
Garden Wall	1-Piece	N/A	N/A	1.5'	N/A	Rear Lip	1"	Solid	Single Sided	N/A

*Wall heights shown are intended as a guide and not for construction purposes. **Note:** Gravity walls rely on unit weight and unit set-back to retain soils. Reinforced walls rely on unit weight, unit set-back and geogrid to retain and stabilize soils.



The symbol signifies that this product is suitable for building elevated wall heights using geogrid reinforcement or other design methods. Consult a licensed engineer for design assistance.









York Brown

Belvedere Wall



A Belvedere Wall provides the rich texture of quarried stone for an organic finish without the expense. Create warm, rustic silhouettes with our Belvedere Wall.

6-Piece

- A**

3" x 18" x 9"
- B**

6" x 18" x 9"
- C**

3" x 12" x 9"
- D**

6" x 12" x 9"
- E**

3" x 6" x 9"
- F**

6" x 6" x 9"

27 Sq Ft on Pallet
72 Pcs on Pallet | 12 Pcs Each
Pallet Weight: 2,475 lbs





Chesapeake Blend




Adobe Blend

6" Colonial Wall

The Colonial Wall System features a distinctive double-sided face, hard-split finish. You can build the 3" or 6" wall individually or combine them for added dimension. There is also a prepackaged Colonial Pier to add the finishing touch to your wall.

4-Piece



A 6" x 16" x 9"

B 6" x 12" x 9"

C 6" x 9" x 9"

D 6" x 16" x 9"
Corner Piece

35 Sq Ft on Pallet
75 Pcs on Pallet | A-15 B-25 C-25 D-10
Pallet Weight: 3,200 lbs (Hollow Core)
Pallet Weight: 4,075 lbs (Solid Core)



Chesapeake Blend*



Granite City Blend



Graphite Pearl Blend*



South Bay Blend



Travertina*



Westchester Blend

Also available in:
Adobe Blend
Bluestone*
Cappuccino Blend*
Crab Orchard Blend
Fire Island Blend
Golden Brown Blend
Hudson Valley Blend
Oyster Blend



Adobe Blend




Golden Brown Blend

5" Colonial Wall



The Colonial Wall System features a distinctive double-sided face, hard-split finish. The tongue and groove locking mechanism will ensure a solid connection and helps facilitate rapid installation. There is also a prepackaged Colonial Pier to add the finishing touch to your wall.

4-Piece



35 Sq Ft on Pallet
90 Pcs on Pallet | A-18 B-30 C-30 D-12
Pallet Weight: 3,650 lbs



Chesapeake Blend*



Granite City Blend



Travertine*



Westchester Blend

Also available in:
Adobe Blend
Bluestone*
Crab Orchard Blend
Fire Island Blend
Golden Brown Blend
Oyster Blend




Chesapeake Blend

Mini Colonial Wall

The Colonial Wall System features a distinctive double-sided face, hard-split finish. You can build the 3" or 6" wall individually or combine them for added dimension. There is also a prepackaged Colonial Pier to add the finishing touch to your wall.

4-Piece



A 3" x 16" x 9"
B 3" x 12" x 9"
C 3" x 9" x 9"
D 3" x 16" x 9"
 Corner Piece

35 Sq Ft on Pallet
 150 Pcs on Pallet | A-30 B-50 C-50 D-20
 Pallet Weight: 3,930 lbs



Chesapeake Blend*



Granite City Blend



Graphite Pearl Blend*



South Bay Blend



Travertina*



Westchester Blend

Also available in:
 Adobe Blend
 Bluestone*
 Cappuccino Blend*
 Crab Orchard Blend
 Fire Island Blend
 Golden Brown Blend
 Oyster Blend




Graphite Pearl Blend



Chesapeake Blend


Verona Wall & Verona Wall XL

Looking for a smooth, sleek, modern wall? Look no further, than the Verona Wall. With more than a dozen beautiful colors to choose from, the Verona is a versatile wall that can be used to construct almost any outdoor feature including free-standing walls, steps, outdoor kitchens, and fireplaces. You can also build Verona piers to complement your wall. Now available in your choice of our original 12" width or our XL 16" width.




32 Sq Ft on Pallet
96 Pcs on Pallet
Pallet Weight: 2,739 lbs

4" x 12" x 8"



42 Sq Ft on Pallet
96 Pcs on Pallet
Pallet Weight: 3,398 lbs

4" x 16" x 8"



Also available in:
Adobe Blend
Bluestone*
Charcoal
Crab Orchard Blend
Golden Brown Blend
Oyster Blend


 1/2" x 4 3/4" Shouldered Pins
SOLD SEPARATELY
 Made in New York,
 additional freight
 rates may apply.



Chesapeake Blend


Travertina

Stonegate® Contemporary Wall



The 3-piece Stonegate® Contemporary Wall System features a unique, modern contemporary finish on three sides. It's offered in three face lengths and has a matching cap. Specialized pin system allows vertical to 1" setback.

3-Piece



A 6" x 16"/14" x 10"
Front/Back

B 6" x 12"/10" x 10"
Front/Back


C 6" x 6"/4" x 10"
Front/Back

30 Sq Ft on Pallet
 60 Pcs on Pallet
 Pallet Weight: 2,623 lbs



3" x 12"/10" x 11"
Front/Back

Cap Sold Separately
 66 Linear Ft on Pallet
 72 Pcs on Pallet
 Pallet Weight: 2,033



Also available in:
 Adobe Blend
 Bluestone*
 Charcoal
 Crab Orchard Blend
 Golden Brown Blend
 Oyster Blend



York Brown


York Brown

Kodah Wall



Kodah Wall is a one-of-a kind large scale retaining wall system. Its modern, linear proportions combined with its rough, quarried stone texture make it perfect for a variety of applications. The Kodah Wall also makes it easier than ever to provide you with the big block look without the over-the-top installation costs.

4-Piece



A
6" x 42" x 10½"

B
6" x 30" x 10½"

C
6" x 21" x 10½"

D
6" x 12" x 10½"


21 Sq Ft on Pallet
18 Pcs on Pallet | A-6 B-3 C-6 D-3
Pallet Weight: 2,400 lbs



6" x 21" x 10½"
Corner Piece Sold Separately
31.5 Sq Ft on Pallet
24 Pcs on Pallet
Pallet Weight: 2,500



Bluestone



Mocha



York Brown



Adobe Blend

Firma® Wall



The Firma® Wall is a segmental retaining wall with a natural split-face texture. Its classic line complements any natural or architectural landscape. A solid block with tapered sides, this wall system combines rich color, form and function into your project.



26.6 Sq Ft on Pallet
40 Pcs on Pallet
Pallet Weight: 3,187 lbs

6" x 16" x 12"



Adobe Blend



Crab Orchard Blend



Golden Brown Blend



Granite City Blend



Oyster Blend



Granite City Blend

Adobe Blend

Alta Wall



Alta Wall is a versatile wall for everyday landscape applications. Its tapered design simplifies installation of inside and outside curves so you can design with freedom. The hollow core design and rear lip connection make this wall system a go-to system for professionals.



6" x 16" x 12"

26.6 Sq Ft on Pallet
40 Pcs on Pallet
Pallet Weight: 1,962 lbs



6" x 8" x 12"
Corner Piece Sold Separately

24 Sq Ft on Pallet
48 Pcs on Pallet
Pallet Weight: 2,164 lbs



Adobe Blend



Fire Island Blend



Golden Brown Blend



Granite City Blend



Travertina



Westchester Blend



Granite City Blend



Granite City Blend

Alta Pro Wall



A taller version of our beautiful Alta Wall, this system helps landscape and hardscape professionals create stunning outdoor living spaces with structural integrity.



8" x 18" x 12"

40 Sq Ft on Pallet
40 Pcs on Pallet
Pallet Weight: 3,100 lbs




8" x 18" x 9"
Corner Piece Sold Separately

32 Sq Ft on Pallet
32 Pcs on Pallet
Pallet Weight: 2,509 lbs






 1/2" x 5/4" Fiberglass Pins
SOLD SEPARATELY
 Made in New York,
 additional freight
 rates may apply.

Granite City Blend

Keystone Compac® III Straight Split



The Compac® III Straight Split's shape allows for tight radius curves and vertical core alignments. This wall can do it all with vertical or battered setback construction options. With triangular-shaped receiving holes, construction adjustments are simplified. Natural stone appearance and rich colors complement any setting.



Adobe Blend

Golden Brown Blend

Granite City Blend



40 Sq Ft on Pallet
 40 Pcs on Pallet
 Pallet Weight: 3,100 lbs


8" x 18" x 12"



Keystone Compac® Contemporary Wall




The Compac® Contemporary's design and features make it a wall option that's hard to beat. Large sizes that are perfect for tight radius curves and vertical core alignments make installation fast and easy. With a smooth stone appearance and ten color options, the Contemporary offers modern appeal to complement any landscape.




8" x 18" x 12"

40 Sq Ft on Pallet
40 Pcs on Pallet
Pallet Weight: 3,100 lbs



8" x 18" x 9"
Corner Piece Sold Separately

32 Sq Ft on Pallet
32 Pcs on Pallet
Pallet Weight: 3,100 lbs





York Brown


Mocha

Outcropping




With this large rock landscaping look, your new retaining wall, stairs or poolscapes will stand out among your neighbors. Get the look you want without sacrificing the structurally-sound solution you need.

4-Piece Pallet A



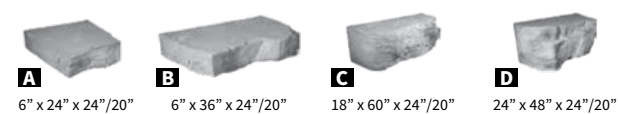
18 Sq Ft on Pallet
 4 Pcs on Pallet | 1 Pc of Each
 Pallet Weight: 4,000 lbs

6-Piece Pallet B



18 Sq Ft on Pallet
 6 Pcs on Pallet | 1 Pc of Each
 Pallet Weight: 4,000 lbs

4-Piece Pallet C



18 Sq Ft on Pallet
 4 Pcs on Pallet | 1 Pc of Each
 Pallet Weight: 4,000 lbs

Corners (Sold Individually & Separately)





Bluestone



Mocha

Redi-Rock®



Gravity, reinforced, hybrid, and freestanding walls come together to create optimized solutions. Redi-Rock® Ledgestone blocks, available in four natural colors, give projects a random, stacked stone look. Because they're made using architectural-grade precast concrete, the depth and level of detail in the texture is outstanding.



Ledgestone Block Specifications

- Trapezoidal shape allows convex and concave radii
- 5.5 inch deep texture
- Rich formulated colors to mimic the look of natural stone
- Ten individual face molds offer up to 115 square feet of non-repeating patterns



Limestone Block Specifications

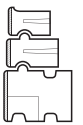
- Quarried stone texture
- 5.75 square feet of face
- Four unique faces to give walls a random aesthetic
- Approximately 23 square feet of non-repeating texture available



SCAN FOR MORE INFORMATION AND SPECIFICATIONS ON THE REDI-ROCK® WALL SOLUTIONS

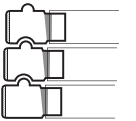
GRAVITY RETAINING WALLS

- Build walls over 20 feet tall
- Reduce excavation and use a smaller footprint without geogrid
- Install quickly with a machine and small crew



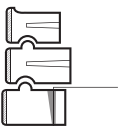
REINFORCED RETAINING WALLS

- Build walls over 50 feet tall
- Eliminate geogrid connection failures with positive connection blocks
- Support heavy live loads



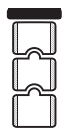
HYBRID WALLS

- Blend gravity and reinforced sections
- Combine precast modular blocks with cast-in-place
- Maintain seamless appearance




FREESTANDING WALLS

- Integrate parapets with other walls seamlessly
- Build stand-alone structures
- Create great looking results with texture on multiple sides



Bluestone



Mocha



Pewter



York Brown



Granite City Blend

Serafina Wall

The Serafina Wall's trapezoid shape and split face on two sides makes it a multifaceted solution for many hardscape applications. From straight and curved walls, single or two-sided borders for your garden, Serafina is a great option where walls less than three feet high are required. Available in colors for every home.



17 Sq Ft on Pallet
60 Pcs on Pallet
Pallet Weight: 1,519 lbs

4" x 10" / 6" x 9"



Granite City Blend



Graphite Pearl Blend*



South Bay Blend



Travertina*



Westchester Blend

Also available in:
Adobe Blend
Bluestone*
Crab Orchard Blend
Fire Island Blend
Golden Brown Blend
Oyster Blend



York Brown

Mountain Block

Mountain Block's single-sided face provides a unique stone texture with its 4" x 12" wall face. Solid block makes this system structurally sound for walls with a maximum height of 36". Its organic design stylishly connects your home to its natural surroundings. Nicolock's Rockface Multi-Cap can be used to add the finishing touch to a great outdoor setting.



16 Sq Ft on Pallet
48 Pcs on Pallet
Pallet Weight: 1,360 lbs

4" x 12" x 8"



16 Sq Ft on Pallet
24 Pcs on Pallet
Pallet Weight: 775 lbs

4" x 12" x 8"

Corner Piece Sold Separately



Bluestone



Mocha



York Brown



Granite City Blend

Garden Wall

A pleasing 4" x 12" garden wall with straight lines and a rear lip connection. This single-sided wall has tapered lines and is perfect for small applications in straight or serpentine walls.



36 Sq Ft on Pallet
108 Pcs on Pallet
Pallet Weight: 1,800 lbs

4" x 12" x 8"



Granite City Blend



Travertina*



Westchester Blend

Also available in:
Adobe Blend
Charcoal
Fire Island Blend
Golden Brown Blend

PIERS, COPING, CAPS & STEPS

Enhance your wall system, poolscapes, and outdoor design with Nicolock's decorative finishing touches. Available in various colors and styles, they add the perfect finishing detail to any style.



South Bay Blend



Travertina


½" x 4¾" Shouldered Pins
SOLD SEPARATELY
 Made in New York,
 additional freight
 rates may apply.

Verona Pier

Builds Per Pallet:


Two: 20" x 20" x 48" high piers

Two: 24" x 24" x 48" high piers (Verona Wall XL)



4" x 12" x 8"

32 Sq Ft on Pallet
 96 Pcs on Pallet
 Pallet Weight: 2,739 lbs



4" x 16" x 8"

42 Sq Ft on Pallet
 96 Pcs on Pallet
 Pallet Weight: 3,398 lbs

Also available in:
 Adobe Blend
 Bluestone
 Charcoal
 Crab Orchard Blend
 Golden Brown Blend
 Oyster Blend



Chesapeake Blend*



Granite City Blend



Graphite Pearl Blend*



Oceanic Blue*

Stonegate® Contemporary Pier




Builds Per Pallet:

One: 20" x 20" x 60" high pier

One: 30" x 30" x 30" high pier

Two: 20" x 20" x 30" high piers

3-Piece



A 6" x 16"/14" x 10"
 Front/Back



B 6" x 12"/10" x 10"
 Front/Back



C 6" x 6"/4" x 10"
 Front/Back

30 Sq Ft on Pallet
 60 Pcs on Pallet
 Pallet Weight: 2,623 lbs



Silver Mist*



South Bay Blend



Travertina*



Westchester Blend



Granite City Blend



Golden Brown Blend



Graphite Pearl Blend

Mini Colonial Pier

Builds Per Pallet:

One: 24" x 24" x 60" high pier
Two: 24" x 24" x 30" high piers



40 Sq Ft on Pallet
80 Pcs on Pallet
Pallet Weight: 2,620 lbs

3" x 14 $\frac{3}{4}$ " x 9"

5" Colonial Pier

Builds Per Pallet:

One: 24" x 24" x 60" high pier
Two: 24" x 24" x 30" high piers



46.6 Sq Ft on Pallet
56 Pcs on Pallet
Pallet Weight: 2,849 lbs

5" x 14 $\frac{3}{4}$ " x 9"

6" & 8" Piers

6" Corner

Builds Per Pallet:

One: 20" x 20" x 72" H pier
Two: 20" x 20" x 36" H piers



24 Sq Ft on Pallet
48 Pcs on Pallet
Pallet Weight: 2,164 lbs

6" x 8" x 12"

8" Corner

Builds Per Pallet:

One: 27" x 27" x 64" H pier
Two: 27" x 27" x 32" H piers



32 Sq Ft on Pallet
32 Pcs on Pallet
Pallet Weight: 2,509 lbs

8" x 18" x 9"



Chesapeake Blend*



Granite City Blend



Graphite Pearl Blend*
Mini & 6" Only



South Bay Blend
Mini & 6" Only



Travertina*



Westchester Blend

Also available in:
Adobe Blend
Bluestone*
Cappuccino Blend* Mini & 6" Only
Crab Orchard Blend Mini, 5" & 6" Only
Fire Island Blend
Golden Brown Blend
Hudson Valley Blend 6" & 8" Only
Oyster Blend Mini, 5" & 6"



Mocha



Bluestone

Belvedere Pier



Builds Per Pallet:
One: 24" x 24" x 36" high pier

2-Piece



A
3" x 15" x 9"



B
6" x 15" x 9"


24 Sq Ft on Pallet
32 Pcs on Pallet
Pallet Weight: 1,520 lbs



Cap: 2½" x 27" x 27"



Bluestone



Mocha



York Brown

Kodah Pier



Builds Per Pallet:
One: 32" x 32" x 36" high pier



31.5 Sq Ft on Pallet
24 Pcs on Pallet
Pallet Weight: 2,500 lbs

6" x 21" x 10½"



Cap: 3" x 34" x 34"



Bluestone



Mocha



York Brown



Bluestone

Pier Caps

A clean, chiseled stone edge providing a sturdy platform for additional landscape lighting.

Available Sizes:

- 2½" x 18" x 18"
- 2½" x 20" x 20"
- 3" x 24" x 24"
- 3" x 26" x 26"
- 3" x 27" x 27"
- 3" x 28" x 28"
- 3" x 30" x 30"



Bluestone



Brown



Gironde®



York Brown



NY Bluestone

Nantucket Pre Built Pier

Easy to install, makes one pier. Pier Cap sold separately.

Builds Per Pallet:

- One: 24" x 24" x 35" high pier • Pallet Weight: 250 lbs
- One: 30" x 30" x 35" high pier • Pallet Weight: 350 lbs

Texture:



Ledge Stone

Colors:



Biscotti Tan



Mountain Slate



NY Bluestone




Chesapeake Blend

Linear Cap

paver-shield™

Contemporary double-sided wall cap with clean lines and a slight chamfer. Perfect for pools, steps, or walls.



63 Linear Ft on Pallet
42 Pcs on Pallet
Pallet Weight: 1,800 lbs

2 3/8" x 18" x 12"



Charcoal

Stone Face Cap

paver-shield™

Double-sided rustic wall cap with natural stone texture and a slight chamfer. Perfect for pools, steps, or walls.



63 Linear Ft on Pallet
42 Pcs on Pallet
Pallet Weight: 1,800 lbs

2 3/8" x 18" x 12"





Adobe Blend

Multi Cap

Features a hard-split face design on one edge. Suitable for single-sided walls but also compatible with all Nicolock Walls.



85 Linear Ft on Pallet
64 Pcs on Pallet
Pallet Weight: 2,744 lbs

3" x 16" x 12"



Charcoal



Granite City Blend



Travertina*



Westchester Blend

Also available in:
Adobe Blend
Crab Orchard Blend
Fire Island Blend
Golden Brown Blend
Hudson Valley Blend
Oyster Blend




Granite City Blend


Colonial Cap

Offered in a hard-split rock face finish on two sides. Corners can be split into trapezoid shapes suitable for Colonial Wall Systems, but also compatible with any Nicolock Wall.


4-Piece




A
3" x 9" x 12½"



B
3" x 12" x 12½"



C
3" x 15" x 12½"



D
3" x 15" x 12½"
Corner Piece

108 Linear Ft on Pallet
120 Pcs on Pallet | A-40 B-40 C-20 D-20
Pallet Weight: 3,766 lbs



Chesapeake Blend*



Charcoal



Granite City Blend



Graphite Pearl Blend*



South Bay Blend



Travertina*



Westchester Blend

Also available in:
Adobe Blend
Cappuccino Blend*
Crab Orchard Blend
Fire Island Blend
Golden Brown Blend
Hudson Valley Blend
Oyster Blend
Raven*



Travertina

Raven

Coastal Cap & Coastal Cap Plus



Features a smooth texture on two sides with a rounded front. Rectangular shapes and available in two depths. Can be cut for corners. Perfect for walls, steps and pool coping.




60 Linear Ft on Pallet
30 Pcs on Pallet
Pallet Weight: 1,600 lbs

2 3/8" x 24" x 12"



60 Linear Ft on Pallet
30 Pcs on Pallet
Pallet Weight: 1,850 lbs

2 3/8" x 24" x 14"





Travertina



Raven

6x12 Fullnose

Surround your pool or create sturdy steps. 6x12 Fullnose pavers come in a wide variety of colors. Rectangular in shape and a smooth surface gives this coping a unique look. Rounded edges add a special charm. No spacer lugs needed.



2 3/8" x 6" x 12"

104 Linear Ft on Pallet
208 Pcs on Pallet
Pallet Weight: 2,566 lbs

8x12 Fullnose is available for special order
in Charcoal & Granite City Blend



Brown



Charcoal



Chesapeake Blend*



Granite City Blend



Graphite Pearl Blend*



Oceanic Blue*



Pennsylvania Blue**



Raven**



Silver Mist*



South Bay Blend*



Travertina*



Westchester Blend

Also available in:
Adobe Blend
Autumn Blend*
Cappuccino Blend*
Crab Orchard Blend*
Fire Island Blend
Golden Brown Blend
Oyster Blend*
Red



Bluestone

Rockface Treads

These treads have a chiseled stone edge treatment on three sides making them the perfect finishing touch to any wall, step or pool coping. A thermal finish top surface gives them a smooth texture.



2" x 51" x 14"

13 Pcs on Pallet
Pallet Weight: 1,810 lbs



2" x 64" x 14"

13 Pcs on Pallet
Pallet Weight: 2,245 lbs



2" x 74" x 14"

13 Pcs on Pallet
Pallet Weight: 2,515 lbs



Bluestone



Brown



Gironde*



Thermal Treads in Bluestone

Thermal & Fullnose Treads

These classic treads offer a flamed or rounded stone edge treatment with a thermal finish top surface. Six sizes make it easy to fit your design. Perfect for walls, steps and pool coping.



2" x 48" x 12"

15 Pcs on Pallet
Pallet Weight: 1,490 lbs
Thermal Only



2" x 60" x 12"

15 Pcs on Pallet
Pallet Weight: 1,850 lbs
Thermal Only



2" x 72" x 12"

15 Pcs on Pallet
Pallet Weight: 2,200 lbs
Thermal Only



2" x 48" x 14"

15 Pcs on Pallet
Pallet Weight: 1,815 lbs
Thermal & Fullnose



2" x 60" x 14"

15 Pcs on Pallet
Pallet Weight: 2,250 lbs
Thermal & Fullnose



2" x 72" x 14"

15 Pcs on Pallet
Pallet Weight: 2,515 lbs
Thermal & Fullnose



Bluestone



Brown



Gironde*



York Brown

Belvedere Coping

ROSETTA
By Nicolock

Creates the rustic appearance of natural stone and complements our Belvedere Wall.

3-Piece



2 1/4" x 6" x 10 1/4"

2 1/4" x 12" x 10 1/4"

2 1/4" x 18" x 10 1/4"

66 Linear Ft on Pallet
72 Pcs on Pallet | 24 Pcs of Each
Pallet Weight: 1,550 lbs



Bluestone

Mocha

York Brown



Marble Blend

Versailles Coping

Flat surface with natural travertine markings. Fullnose on one side. Inside and outside corners available.



1 1/2" x 24" x 12"

1 1/2" x 12" x 12"

1 1/2" x 18" x 18"

30 Linear Ft on Pallet
15 Pcs on Pallet
Pallet Weight: 493

Sold by Piece
Outside Corner

Sold by Piece
Inside Corner with 6" Notch



Gironde*


Marble Blend*



Rockface Multi Cap & Rockface Multi Cap Grande


Features cast stone texture on two sides. Trapezoid shapes and available in two depths. Compatible with all Nicolock walls.

4-Piece



42 Linear Ft on Pallet
 46 Pcs on Pallet
 Pallet Weight: 1,200 lbs

4-Piece (Grande)



42 Linear Ft on Pallet
 46 Pcs on Pallet
 Pallet Weight: 1,400 lbs



Bluestone



Dimensional Coping

ROSETTA
 By Nicolock

Features chiseled stone texture on two sides. Compatible with all Nicolock walls.

3-Piece



61 Linear Ft on Pallet
 34 Pcs on Pallet
 Pallet Weight: 1,800 lbs




Bluestone



Old Town Coping

Rectangular shapes and a dimpled surface give this coping a unique look. Textured edges add a special charm. No spacer lugs needed.



Gironde



Rockface Steps

Makes a 6" change in elevation with a single unit. Thermal finish top surface with chiseled stone edge treatment on three sides.



Bluestone




Bluestone

Irregular Steps



Our Irregular Steps will give a magnificent appearance that's indistinguishable from natural stone. They have a uniform rise that is both safe and comfortable. Irregular sizes lend a rustic sophistication to your landscape.

6-Piece



6 Pcs on Pallet
Pallet Weight: 2,962 lbs

A 7" x 54" x 24"

B 7" x 60" x 24"

C 7" x 42" x 17"

D 7" x 48" x 28"

E 7" x 42" x 26"

F 7" x 48" x 24"



Bluestone



Mocha



York Brown



Granite City Blend

Roma Step

Smooth top with a textured finish, the Roma Step provides transition and functionality to your hardscape design.



6 Pcs on Pallet
Pallet Weight: 2,250 lbs

6" x 48" x 18"



Brown



Charcoal



Granite City Blend



Oyster Blend



Travertina*



Westchester Blend



Autumn Cotswold


Stepping Stones

Effective in protecting lawns from traffic. Create winding paths across gravel, mulch or grass.



20 Pcs on Pallet
Pallet Weight: 740 lbs

1½" x 22" x 16½"



Rustic Brown

Log Sleepers

Create an authentic, rustic feel with a cut-log look. Create winding paths across gravel, mulch or grass.



20 Pcs on Pallet
Pallet Weight: 483 lbs

1½" x 24" x 10"



heat up with **FIRE PITS & FIREPLACES**

WOOD


If you enjoy the scent and crackling sound of logs burning in the classic style of a traditional campfire, the timeless appeal of the Standard Wood option is perfect for you.

SMOKE-LESS WOOD

For a wood-burning experience with reduced smoke, select a double-wall system with a smoke-less insert. Heated air rises and escapes through small openings at the top of the insert, minimizing smoke.




































GAS

If you favor the ease of a gas-powered fire, you can choose between propane or natural gas. Customize your fire even more with several ignition options. The packages come complete with vent kits and control panels.



Serafina Fire Pit in Chesapeake Blend

Nicolock Fire Pits come in a range of styles and are designed to suit various applications. To help you choose the right fire pit for your needs, refer to the chart below. For more details, visit each product page.

	WOOD STANDARD 1	WOOD STANDARD 2	SMOKE-LESS 1	SMOKE-LESS 2	SMOKE-LESS 3	SMOKE-LESS 4	DELUXE MATCH THROW	DELUXE SPARK TPSI	DELUXE REMOTE TFS	DELUXE BRASS MATCH THROW	DELUXE BRASS AWS
SERAFINA FIRE PIT 1 full pallet of Serafina Wall included											
Included Burner	 NES Round	 NES Round	 LUME Black Steel	 LUME Black Steel	 LUME Stainless Steel	 LUME Stainless Steel	 MT Gas	 TPSI Gas	 TFS Gas w/ Remote	 Deluxe Brass MT	 Deluxe Brass AWS
Lava Rocks (Minimum Qty)	No	No	No	No	No	No	Yes	Yes	Yes	Yes	Yes
Rockface Coping	No	Yes	No	Yes	No	Yes	Yes	Yes	Yes	Yes	Yes
BELVEDERE FIRE PIT ½ pallet of Belvedere Wall included											
Included Burner	 NES Round		 LUME Black Steel	 LUME Stainless Steel			 MT Gas	 TPSI Gas	 TFS Gas w/ Remote		
Lava Rocks (Minimum Qty)	No		No	No			Yes	Yes	Yes		
Belvedere Coping	Yes		Yes	Yes			Yes	Yes	Yes		
FIRE PIT WITH VERONA WALL ½ pallet of Verona Wall included											
Included Burner	 Black Metal	 Black Metal	 LUME Black Steel	 LUME Black Steel	 LUME Stainless Steel	 LUME Stainless Steel	 MT Gas	 TPSI Gas	 TFS Gas w/ Remote		
Lava Rocks (Minimum Qty)	No	No	No	No	No	No	Yes	Yes	Yes		
Rockface Coping	No	Yes	No	Yes	No	Yes	Yes	Yes	Yes		
ENCORE FIRE PIT 4 Panels & 4 Connectors included											
Included Burner			 LUME Black Steel	 LUME Stainless Steel			 MT Gas	 TPSI Gas	 TFS Gas w/ Remote		
Lava Rocks (Minimum Qty)			No	No			Yes	Yes	Yes		
Stone Face Top			Yes	Yes			Yes	Yes	Yes		
OVATION FIRE PIT 2 Panels & 2 Connectors included											
Included Burner			 LUME Black Steel	 LUME Stainless Steel			 MT Gas	 TPSI Gas	 TFS Gas w/ Remote		
Lava Rocks (Minimum Qty)			No	No			Yes	Yes	Yes		
Stone Face Top			Yes	Yes			Yes	Yes	Yes		



Granite City Blend

Serafina Fire Pit

There is something magical about sitting around the fire pit. The Serafina Fire Pit provides a charming focal point for entertaining with family and friends.


Without Coping:
48" Diameter x 16" H • 1,350 lbs

With Coping:
51½" Diameter x 19" H • 1,714 lbs

INSTALLATION GUIDE



Burner Options:



29R NES Stainless Steel Round

24" LUME Smoke-less Black Steel
*Lid Included

24" LUME Smoke-less Stainless Steel
*Lid Included

29" Round Drop-In MT Gas

29" Round Drop-In TPSI Gas

29" Round Drop-In TFS Gas with Remote
*Must Order Gas Specific

29" Round Drop-In Deluxe Brass Match Throw

29" Round Drop-In Deluxe Brass AWS

- Coping is included for Gas kits, and can be added to Wood and Smoke-less Wood
- Vent kit included with all ignition systems
- Control panel included
- Gas options include NG to LP Piece (does not include TFS)
- Lava Rock supplied is minimum quantity needed. Must add additional or glass for finish (gas options)
- Control panel and vent must be cut in on site



York Brown

Belvedere Fire Pit

ROSETTA
By Nicolock

What better way to enjoy your outdoor living area than to gather together around this cozy Belvedere Fire Pit with your loved ones. The natural textures and colors of the Belvedere seamlessly fit together with every Nicolock stone.

55" Diameter x 14¼" H • 2,540 lbs

INSTALLATION GUIDE



Bluestone

Mocha

York Brown

Burner Options:



34R NES Stainless Steel Round



30" LUME Smoke-less Black Steel
*Lid Included



30" LUME Smoke-less Stainless Steel
*Lid Included



34" Round Drop-In MT Gas



34" Round Drop-In TPSS Gas



34" Round Drop-In TFS Gas with Remote
*Must Order Gas Specific

- Coping is included
- Vent kit included with all ignition systems
- Control panel included
- Gas options include NG to LP Piece (does not include TFS)
- Lava Rock supplied is minimum quantity needed. Must add additional or glass for finish (gas options)
- Control panel and vent must be cut in on site
- Brass options available



Westchester Blend

Fire Pit with Verona Wall

Complement your patio with the sleek look of the Fire Pit with Verona Wall. Add warmth to your backyard in any season! An easy fire pit to install, the Fire Pit with Verona Wall will fit in with any backyard or patio design.

Without Coping:

43½" x 43½" x 16" H • 1,312 lbs

With Coping:

48" x 48" x 18" H • 1,600 lbs

INSTALLATION GUIDE



Burner Options:



Black Square Metal Insert



24" LUME Smoke-less Black Steel
*Lid Included



24" LUME Smoke-less Stainless Steel
*Lid Included



25" Square Drop-In MT Gas




25" Square Drop-In TPSI Gas



25" Square Drop-In TFS Gas with Remote
*Must Order Gas Specific

- Coping is included for Gas kits, and can be added to Wood and Smoke-less Wood
- Vent kit included with all ignition systems
- Control panel included
- Gas options include NG to LP Piece (does not include TFS)
- Lava Rock supplied is minimum quantity needed. Must add additional or glass for finish (gas options)
- Control panel and vent must be cut in on site
- Brass options available



Copings:





Stacked Stone | Biscotti Tan

Encore Fire Pit

Celebrate every season year after year with the Encore Fire Pit! Anywhere you install it, the Encore will quickly become the favorite place for your family and friends to gather. Choosing your package is easy. Start by selecting your burn type (Smoke-less Wood or Gas), then select from our various options.

Without Top:
40" x 40" x 18" H

With Top: 44" x 44" x 19½" H • 400 lbs

INSTALLATION GUIDE



Burner Options:



24" LUME Smoke-less Black Steel
*Lid Included



24" LUME Smoke-less Stainless Steel
*Lid Included



20" Square Drop-In MT Gas



20" Square Drop-In TPSI Gas



20" Square Drop-In TFS Gas with Remote
*Must Order Gas Specific



Ledge Stone | NY Bluestone

Ovation Fire Pit

Every season is the season for the Ovation. Easily installed, the Ovation can create warmth and ambiance at your home tonight! Choosing your package is easy. Start by selecting your burn type (Smoke-less Wood or Gas), then select from our various options.

Without Top:
40" Diameter x 18" H

With Top:
44" Diameter x 19½" H • 345 lbs

INSTALLATION GUIDE



Burner Options:



24" LUME Smoke-less Black Steel
*Lid Included



24" LUME Smoke-less Stainless Steel
*Lid Included



19" Round Drop-In MT Gas



19" Round Drop-In TPSI Gas



19" Round Drop-In TFS Gas with Remote
*Must Order Gas Specific

Textures:



Barn Wood*



Ledge Stone



Stacked Stone

Top Color Options:



Bluestone



Brown

Vertical Panel Technology is the smart alternative to block and stone masonry. Reinforced concrete panels and an easy installation process make constructing outdoor living spaces quick and affordable. This technology enables you to choose the texture, profile and color palette to fit the natural landscape of any backyard or outdoor setting. Reduce material waste and environmental impact, while delivering the highest quality vertical masonry structures.

Colors:



Biscotti Tan



Mountain Slate



NY Bluestone



Weathered Wood

- Coping is included
- Vent kit included with all ignition systems
- Control panel included
- Gas options include NG to LP Piece (does not include TFS)
- Lava Rock supplied is minimum quantity needed. Must add additional or glass for finish (gas options)
- Control panel and vent must be cut in on site
- Brass options available

*Barn Wood texture available in Rustic Brown (color shown in texture swatch) and Weathered Wood colors. Stone textures available in Biscotti Tan, Mountain Slate and NY Bluestone colors.



South Bay Blend



Pennsylvania Blue



Brickface | Biscotti Tan

SG Grande Fire Pit

62¼" L x 40" W x 24" H • 3,500 lbs

FEATURES:

- 30 SF Stonegate® Wall
- 44" x 66" Granite Top
- 1 NPS 14" x 20" Access Door w/ Vents
- 1 Paver Vent 6LNTS
- 1 TPSI-LPK #35
- 1 Paver CP-TPSI
- 1 LOF-3612HTPSI-N (12" x 36" linear burner)
- Lava Rocks

Granite Top:



Caledonia

SG Linear Fire Pit

52¼" L x 30" W x 18" H • 3,200 lbs

FEATURES:

- 30 SF Stonegate® Wall
- 34" x 56" Granite Top
- 1 Paver Vent 6LNTS
- 1 TPSI-LPK #35
- 1 Paver CP-TMSI/TPSI
- 1 LOF-30HTPSI-N (10" x 30" linear burner)
- Lava Rocks

Granite Top:



Caledonia

Triumph Fire Pit

62½" L x 40" W x 24" H • 750 lbs

FEATURES:

- 4 GFRC Wall Panels
- 4 GFRC Corner Pieces
- 44" x 66" Granite Top
- 1 NPS 14" x 20" Access Door w/ Vents
- 1 Paver Vent 4LNTS
- 1 TPSI-LPK #35
- 1 FG-32LPHRK Propane Regulator & Hose
- 1 LOF-3612HTPSI-N (12" x 36" linear burner)
- Lava Rocks

Granite Top:



Caledonia

INSTALLATION GUIDE



Chesapeake Blend*



Granite City Blend



Graphite Pearl Blend*



Oceanic Blue*



Silver Mist*



South Bay Blend



Travertina*



Westchester Blend

Also available in:
 Adobe Blend
 Bluestone*
 Charcoal
 Crab Orchard Blend
 Golden Brown Blend
 Oyster Blend

INSTALLATION GUIDE
 SG GRANDE



INSTALLATION GUIDE
 SG LINEAR



Texture Options:



Brickface



Stacked Stone

Color Options:



Biscotti Tan



Harbor Gray*



NY Bluestone*

*Harbor Gray not available in Stacked Stone. NY Bluestone not available in Brickface.



One fire pit, use with wood or gas. Eleven burner options, six color choices.

Slate



Harmony Fire Pit

Rekindle your outdoor living space with the Harmony, a fire pit that offers a simple, timeless appeal for every type of gathering. The style, structure and design can be customized to uniquely meet your outdoor living needs, style and design preferences.

42½" x 42½" x 18" H • 300 lbs

FEATURES:


- Comes fully assembled
- Compatible with 11 burner styles listed below
- Compatible with any manufacturers burner suspension mount with minimum 29½" cut out
- Stocked 2-tone color options are a Premium value
- Other 2-tone color combinations available at a Deluxe value

Burner Options:




Raven/Slate

Raven



Stocked 2-Tone Colors:





Slate

LUME Surround




In a class of its own, the LUME Surround encases a smoke-less, woodburning fire pit insert within a large, rounded GFRC bowl, creating a rustic yet modern aesthetic reminiscent of the Olympic flame itself. For purists who prefer the crackle and smell of logs burning, but appreciate a uniquely sleek look, this gasless fire pit is available in four fabulous colors. As its name suggests, everyone will surround this focal point in your outdoor space. Strike a match. Let the games begin.

42" x 18" H • 250 lbs

Included Burner:



LUME MS1



Arctic

Chocolate

Raven

Slate



Sanctuary Series

FIREGEAR

SANCTUARY 76 | 76" L x 38" W x 16" H • 440 lbs



FEATURES:

- Ignition Systems: MT or TPSI
- Choose between Natural Gas (NG) and Propane (LP)
- 125,000 BTUs



SANCTUARY 1 | 56" L x 38" W x 16" H • 375 lbs

FEATURES:

- Ignition Systems: MT, TPSI or AWS
- Choose between Natural Gas (NG) and Propane (LP)
- 75,000 BTUs AWS and TPSI | 100,000 BTUs MT

Burner Options:



H-Burner Match Throw Gas



H-Burner TPSI Gas



H-Burner AWS Gas
*Must Order Gas Specific



Pro-Series H-Burner Match Throw Gas
*Must Order Gas Specific



Pro-Series H-Burner TPSI Gas
*Must Order Gas Specific



Pro-Series H-Burner AWS Gas
*Must Order Gas Specific



Arctic



Chocolate



Raven



Slate

Raven



SANCTUARY 2 | 39" Diameter x 18" H • 327 lbs



FEATURES:

- Ignition Systems: MT, TPSI or AWS
- Choose between Natural Gas (NG) and Propane (LP)
- 75,000 BTUs



SANCTUARY 3 | 29" Diameter x 14" H • 200 lbs

FEATURES:

- Ignition Systems: MT, TPSI or AWS
- Choose between Natural Gas (NG) and Propane (LP)
- 75,000 BTUs

Burner Options:



Round MT Gas



Round TPSI Gas



Round AWS Gas
*Must Order Gas Specific



Pro Series Round MT Gas
*Must Order Gas Specific



Pro Series Round TPSI Gas
*Must Order Gas Specific



Pro Series Round AWS Gas
*Must Order Gas Specific



Arctic



Chocolate



Raven



Slate

Slate



LUME-MS2

LUME Smoke-less



Transform your ordinary paver fire pit into an extraordinary smoke-less sanctuary with the LUME, a metal smoke-less fire pit insert. Enjoy the mesmerizing dance of flames without the annoyance of smoke, and create unforgettable moments in your backyard oasis. Upgrade your outdoor experience with ease, style, and the ultimate comfort of a smoke-less ambiance.

Drop-In Burner Options:



24" & 30" Diameters
24: LUME-24R-BK
30: LUME-30R-BK
*Lid Included



24" & 30" Diameters
24: LUME-24R-SS
30: LUME-30R-SS
*Lid Included



24" x 24"
LUME-24SQ-BK
*Lid Included



24" x 24"
LUME-24SQ-SS
*Lid Included



Next Evolution Smoke-less
29", 34" & 36" Diameters
29: NES-29R *Available Lids
34: NES-34R LID-LUME-29R
36: NES-36R LID-LUME-34R
LID-LUME-36R

Freestanding Burner Options:



21" & 26" Diameters
21: LUME-MS1
26: LUME-MS2



21" & 26" Diameters
21: LUME-MS1SR
26: LUME-MS2SR

*Available Lids
MS1 & MS2SR - LID-LUME-MS-A
MS1SR - LID-LUME-MS-B
MS2 - LID-LUME-MS-C

PRODUCT	FITS CUTOUT:	PRODUCT	FITS CUTOUT:
LUME-24R	27"-33"	NES-36R	36½"-39"
LUME-30R	32"-40"	LUME-MS1	23½"-25¼"
LUME-24SQ	27"-33"	LUME-MS2	28½"-30¼"
NES-29R	29½"-32"	LUME-MS1SR	23½"-27½"
NES-34R	34½"-37"	LUME-MS2SR	28½"-32½"



The Dude

Cowboy Cauldron



Introducing the Cowboy Cauldron – the ultimate fire pit and grill! Made from tough, solid steel, this handcrafted cauldron combines a fire pit, grill, and cooking vessel in one. Built to last a lifetime, it's perfect for camping, tailgating, or your backyard. Get ready for unforgettable moments with family and friends – just don't forget extra chairs!

The Dude®

This smaller cauldron is huge on adventure. It is lightweight, convenient, mobile, and affordable with segmented legs for easier transport. Its 24", 35 lb. basin brings the heat and draws the crowds wherever it goes – camping, tailgate parties, ski hills, the beach, or on your patio. Scaled to fit almost any lifestyle. You'll wonder how you ever lived without it.



24" Diameter | 35 Lb Basin

FEATURES:

- Solid Steel Construction
- Segmented, 2-Piece Legs
- Use as Fire Pit, Grill, or Cooking Vessel

INCLUDES:

- Cauldron Basin
- Tripod Frame
- Suspension Chain
- Charcoal Grate
- Cooking Grill
- Rain Cover

The Urban Cowboy

The most versatile cauldron. Its 30" basin provides your crew with plenty of warmth to extend your outdoor life by weeks in the fall and spring. More than a cozy heat source, this cauldron really shines as a grill and cook pot—adding a western flair, a haunting vibe, or a touch of sophistication to any gathering at home or on the road. Though slightly larger, one person can still easily transport it, so you don't have to leave home without it.



30" Diameter | 75 Lb Basin

FEATURES:

- Solid Steel Construction
- Perfectly Proportioned
- Multipurpose Fire Pit, Grill, Cooking Vessel

INCLUDES:

- Cauldron Basin
- Tripod Frame
- Suspension Chain
- Charcoal Grate
- Cooking Grill
- Rain Cover


Also Available in: The Wrangler & The Boss

Media & Jewelry

FIREGEAR



Reflective Glass Options:



Broken Glass Options:



REFLECTIVE Mirror finish broken reflective. Approx. 1/2" to 3/4" in size **10lb jug**
BROKEN Large broken. Approx. 1/2" to 3/4" in size **10lb jug**

Lava Rock



Mined from the earth, these dark rocks contrast beautifully against a bright flame. Each rock is approximately 1" to 2" in diameter.
10lb bag / 40lb bag

Lava Stone



Made from tumbled lava rock, these stones lend a casual elegance. Each stone is approximately 1" to 2" in diameter.
50lb bag

Concrete Twig Sets



Birch Twig Set (5 Pc)



Birch Twig Set (6 Pc)



Driftwood Twig Set (5 Pc)



Driftwood Twig Set (6 Pc)



New Oak Twig Set (5 Pc)



New Oak Twig Set (6 Pc)

Steel Twig Sets



Twig Set (4 Pc)



Twig Set (5 Pc)

Concrete Log Sets



Sedona Log Set (19 Pc)



Spitfire Log Set (17 Pc)

Ironwood Log Sets



Ironwood Steel Log Set (7 Pc)



Ironwood Steel Log Set (11 Pc)



Ironwood Steel Log Set (14 Pc)



Ironwood Steel Log Set (14 Pc)

Accessories

Round Lids



Round LID-19R2
22" Diameter x 2 1/2"H
Fits: Ovation Gas



Round LID-29R2
32" Diameter x 2 1/2"H
Fits: Ovation Gas
Serafina Gas

Square Lids



Square LID-20S
22"W x 1 1/2"H
Fits: Encore Gas



Square LID-26S
28"W x 1 1/2"H
Fits: Encore Gas & Wood
Verona Wood

Linear Lid



Linear LID-LOF3614
38 3/4"L x 16 3/4"W
Fits: Triumph

Spark Screens



Square 770 Black
30" Screen (30" x 12")
Fits: Encore
Verona



Round 775 Black
30" Screen (30" x 15")
Fits: Ovation
Serafina



Round 775 Stainless Steel
30" Screen (30" x 15")
Fits: Ovation
Serafina



Round 781 Black
39" Screen (39" x 18")
Fits: Belvedere

Round Windshield




GWS-32R (32" round)
GWS-36R (36" round)
GWS-38R (38" round)

Square Windshield



GWS-2020 (20" x 20")
GWS-3030 (30" x 30")
GWS-3838 (38" x 38")

Linear Windshield



GWS-4419 (41" x 19")



Granite City Blend

Mini Fireplace with Verona Wall

A smaller version of the Fireplace with Verona Wall but just as awesome! Enjoy the warmth all year round. Extend your outdoor living season with a toasty fire anytime!

48" L x 40" W x 82½" H • 5,860 lbs

INCLUDES:

- 2 Pallets of Verona Wall
- 4' Rockface step tread
- 4" Rockface accent piece
- Top piece with 8" cut out for smoke
- Lentil with keystone

INSTALLATION GUIDE



*7 Sq Ft of Firebrick recommended in opening (31½" W x 19¼" H x 16" D)

**Does not come with flue pipe (must be supplied by others if need)



Granite City Blend

Jr Fireplace with Verona Wall

A compact version of the Fireplace with Verona Wall with all of the fire power! Enjoy all year long!

47" L x 40" W x 70" H • 6,003 lbs
Step: 48" L x 16½" W x 6" H

INCLUDES:

- 2 Pallets of Verona Wall
- Wet Cast 52" x 44"
- Wet Cast 36" x 36"
- Wet Cast 32" x 32"
- Insert, Flue Pipe & Vent Cap
- Rockface Step

INSTALLATION GUIDE



Oyster Blend

Fireplace with Verona Wall

Gather 'round the fire day or night! Complement your patio with the sleek look of the Fireplace with Verona Wall. Add warmth to your backyard in any season! Contains everything you need to construct this stunning fireplace.

91" L x 56" W x 97" H • 16,828 lbs

INCLUDES:

- 6 Pallets of Verona Wall
- Cast Concrete Fireplace opening surround
- Wood burning fireplace inset with single piece, brushed stainless face, stainless mesh screens with hidden pockets
- Round top cap with mesh screen
- Realistic textured brick liner in natural white, EZ access damper & gas log ready feature
- 4 concrete lintels
- Double wall flue pipe
- Pre-cast concrete medallion

INSTALLATION GUIDE



Chesapeake Blend*



Granite City Blend



Graphite Pearl Blend*



Oceanic Blue*



Silver Mist*



South Bay Blend



Travertina*



Westchester Blend

Also available in:
Adobe Blend
Bluestone*
Charcoal
Crab Orchard Blend
Golden Brown Blend
Oyster Blend

Accents:



Bluestone

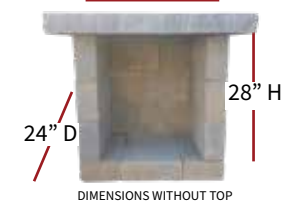


Brown



Gironde*

Optional Wood Box Available
28" W



24" D

28" H

DIMENSIONS WITHOUT TOP

INSTALLATION GUIDE





VERTICAL PANEL TECHNOLOGY

NY Bluestone

Kalea Bay Fireplace

Perfect for entertaining or when you desire a place to retreat, relax and reconnect. Available in single-sided and see-through configurations.

Without Top:

87" L x 19½" W x 42" H

With Top:

91½" L x 24½" W x 43½" H • 750 lbs

INSTALLATION GUIDE



SINGLE SIDED KALEA BAY INCLUDES:

- 1- 42" H x 84" W with cut out
- 1- 42" H x 84" W panel (no cut out)
- 2- 42" H x 17" W side panel
- 4- 42" H structural corner units, smooth
- 1- Cast Stone top (24½" x 91½")
- 1- 48" Kalea Bay Fireplace insert with black crushed glass Non LED

DOUBLED SIDED KALEA BAY INCLUDES:

- 2- 42" H x 84" W with cut-out
- 2- 42" H x 17" W side panel
- 4- 42" H structural corner units, smooth
- 1- Cast Stone top (24½" x 91½")
- 1- 48" Kalea Bay Fireplace insert with black crushed glass Non LED

- Must order burner see thru conversion kits separately
- Remote available, must order part #RCAF-3TX separately
- Available in LED option
- Please order gas specific LP/NG

Fireplace inserts also available for custom builds in the following sizes:

SINGLE SIDED/DOUBLE SIDED

- 36" W
- 48" W
- 60" W
- 72" W



available with or without LED

Texture:



Ledge Stone

Colors:



Biscotti Tan



Mountain Slate



NY Bluestone

Top Color Options:



Bluestone



Brown

OUTDOOR *dining*

Transform your backyard into the ultimate gathering space! Upgrade your outdoor living area with a predesigned or custom outdoor dining package tailored to your style and space. Imagine hosting unforgettable family dinners and lively backyard parties all year long. Keep everyone—and everything—right where the fun happens, just steps outside your door.



Sizzler Built-In Grill | 2-Drawer & Access Door Combo | Double Drawer | Sizzler Double Side Burner | Griddle



Oceanic Blue

Grill Island Deluxe with Verona Wall

Cook up a feast on the Grill Island Deluxe with Verona Wall! A granite countertop and pro grill make this the perfect addition to your backyard patio.

Without Top:
79" L x 32" W x 36" H

With Top:
82" x L x 36" W x 37¼" H • 6,500 lbs

INCLUDES:

- 2 Pallets of Verona Wall
- 32" Sizzler Pro Grill • cutout dimensions: 30⅝" W x 8½" H x 20¾" D
- Double-lined roll top hood
- 740 sq in. Stainless steel cooking grates, warming rack, drip pan
- Illuminated control knobs
- 14" x 20" Single Access Door • cutout dimensions: 14¼" W x 19¼" H x n/a D
- Granite counter top included, covers 12 sq. ft of area
- Concrete Lintels

*Please order gas specific LP/NG
**Countertop is 1¼" in height
***Kit also available without Granite Top

INSTALLATION GUIDE



Graphite Pearl Blend

L Shaped Kitchen with Verona Wall

Nothing beats firing up that steak year-round with your "L" Shaped Kitchen with Verona Wall! These hard-wearing units include a stainless steel grill, stainless steel refrigerator, six-piece granite countertops and lintel. Customize for maximum enjoyment with the many accessories offered!

Grill Side:
96" L (Inside) / 128" L (Outside) x 32" W x 36" H

Refrigerator Side:
87" L (Inside) / 119" L (Outside) x 32" W x 40" H

- 12,000 lbs

INCLUDES:

- 4 Pallets of Verona Wall
- 6 Piece Granite Tops
- 14" x 20" Single Access Door • cutout dimensions: 14¼" W x 19¼" H x n/a D
- 33" Double Access Door • cutout dimensions: 30¼" W x 19⅝" H x n/a D
- 38" Stainless Steel TRL Grill
- 22" Standard Refrigerator • cutout dimensions: 21⅙" W x 33⅓" H x 21⅙" D
- 15" Sink • cutout dimensions: 14⅜" W x n/a H x 14⅜" D
- Refrigerator Trim Kit
- Concrete Lintels

*Please order gas specific LP/NG
**Countertop is 1¼" in height
***Kit also available without Granite Top

INSTALLATION GUIDE



Chesapeake Blend*



Granite City Blend



Graphite Pearl Blend*



Oceanic Blue*



Silver Mist*



South Bay Blend




Travertina*



Westchester Blend

Also available in:
Adobe Blend
Bluestone*
Charcoal
Crab Orchard Blend
Golden Brown Blend
Oyster Blend

Granite Top:



Caledonia



South Bay Blend

Wood Fired Oven with Verona Wall

Dazzle everyone with an outdoor pizza oven! Cook up delicious pizza and a whole lot more! Leave the kitchen and cook outdoors!

Inside Oven: 29½" x 32½"
Outside Oven: 33½" x 38¼"
Top: 49" x 49"
Base: 44" x 44"
Without Top: 99" H
With Top: 103" H
 7,500 lbs

INSTALLATION GUIDE



INCLUDES:

- 2 Pallets of Verona Wall
- 1- 30" Combo (2 drawer/1 door) enclosure cutout dimensions: 30¼" W x 19¼" H x 20 ¾" D
- 3 - 4" Wetcast Tops
- Pizza Peel
- Cleaning Brush
- All-Weather Cover
- Cast Stone Top
- Imperial Wood Fired Oven
- Concrete Lintel




Imperial Pizza Oven

FEATURES:

- 304 stainless steel
- Black top
- Refractory brick floor
- Removable door with wood handles
- Thermostat
- Opening: 17½"
- Fits a 16" Pizza

Accessories Included:



Chesapeake Blend*



Granite City Blend



Graphite Pearl Blend*



Oceanic Blue*



Silver Mist*



South Bay Blend



Travertina*



Westchester Blend

Also available in:
 Adobe Blend
 Bluestone
 Charcoal
 Crab Orchard Blend
 Golden Brown Blend
 Oyster Blend

Accents:



Bluestone

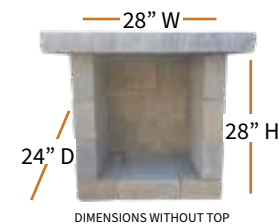


Brown



Girondo*

Optional Wood Box Available



DIMENSIONS WITHOUT TOP

INSTALLATION GUIDE



Pizza Ovens

Build your own kit with our Verona Wall base, or purchase one of the ovens a la carte



WPP0 Infinity Hybrid Oven Oven Only Option



Available in: 50" & 66"
Colors: Beige, Black, Blue, Gray, Green, Red, Yellow

FEATURES:

- Cook with gas, wood, or both
- Cook three pizzas at once
- Even heat distribution
- Can withstand temperatures up to 1300°C
- 304 stainless steel construction
- Includes WPP0 Hybrid 66 Oven and Burner Protection Cap



Summerset Hybrid Pizza Oven Oven Only Option



FEATURES:

- 304 stainless steel
- Fuel gas/wood
- Gas burner 38,000 BTUs when cooking with gas only
- Wood burner gas starter rated at 38,000 BTUs
- 39 Sq. In. of cooking surface
- Stainless steel wood rack & ash catch
- Temperature up to 1022°F / 550°C
- Cooking stone made from Cordierite
- Digital thermometer measures oven ambient temperature
- Material interior: 443 stainless steel
- Outside oven: 32¼" x 41¼"
- Opening: 21" x 10"



WPP0 Karma Series Oven Only Option



Available in: 25" 32" 42" & 55"
Colors: Black, Red & Stainless Steel

FEATURES:

- Wood fired
- Outer dimensions: 23" L x 47.25" W x 72.5" H
- Thermal guard insulation
- R3 Interior- radiates, reflects, and retains heat to save you fuel and make cooking easier
- Comes with a stainless steel fire separator
- Interior Materials: 201 Stainless steel, 1 1/4 high heat fire brick
- Extra thick powder coat exterior
- Black Powder Coated Stand Included



StonehengeUS Imperial Oven Only Option



FEATURES:

- 304 stainless steel
- Black top
- Refractory brick floor
- Removable door with wood handles
- Thermostat
- Opening: 17½"
- Fits a 16" Pizza



WPP0 Traditional Series Oven Only Option



Colors: Black or Red

FEATURES:

- Wood or gas powered
- Exterior dimensions: 31"l x 29.25"w x 76.25"h
- Door opening: 15.75"w x 7.75"h
- Insulation: WPP0 LLC fire blanket woven fiber
- Interior: 430 stainless steel 1¼ fire brick
- Exterior: high quality powder coat finish



StonehengeUS Duke Oven Only Option



FEATURES:

- 304 stainless steel
- Black top
- Refractory brick floor
- Removable door with wood handles
- Outside oven: 21" x 30¾"
- Inside oven: 18" x 27¼"
- Opening: 15"
- Fits a 12" personal pizza

VERTICAL PANEL
TECHNOLOGY



Nantucket Kitchen Island

We are changing the way outdoor kitchens are built. Engineered stone panels make it possible to have the outdoor kitchen of your dreams in one day. This system gives you the flexibility of using our grill and door combinations or you can customize with other accessories. You can choose the design, colors and stone profile of your outdoor kitchen to perfectly fit the rest of your landscape and your home.

INSTALLATION GUIDE



Without Top:

84" L x 35" W x 41" H

With Top:

86" L x 36½" W x 41" H • 1,000 lbs

PACKAGE A INCLUDES:

- 1 Back panel, 1 Front panel, 4 Corners, 2 End panels (sides), Top
- Drop cloth/sheet protector
- 32" Sizzler Pro Grill • cutout dimensions: 30⅝" W x 8½" H x 20¾" D
- 30" Double Access Door • cutout dimensions: 30¼" W x 19¼" H x n/a D
- 1 Strap
- 2 Tubes of adhesive

*Package A comes with cut outs

PACKAGE B INCLUDES:

- 2 Horizontal panels, 4 Corners, 2 End panels (sides), Top
- Drop cloth/sheet protector
- 1 Strap
- 2 Tubes of adhesive

*All cut outs for Package B will have to be done on site and can accommodate a variety of grills and accessories

*Please order gas specific LP/NG



Ledge Stone | NY Bluestone

Textures:



Colors:



Top Color Options:



*Barn Wood texture available in Rustic Brown (color shown in texture swatch) and Weathered Wood colors. Stone textures available in Biscotti Tan, Mountain Slate and NY Bluestone colors.



Segmental Kitchen Systems

Create your semi-custom modular outdoor dining area the way you envision it. Use our Segmental Kitchen Systems to create grill islands, kitchens, bar spaces and much more. Possibilities are endless when you choose from a variety of cabinet options and stainless appliances.

- *Fits most major manufacturers of grills & accessories
- **Must supply your own exterior finishes and countertops

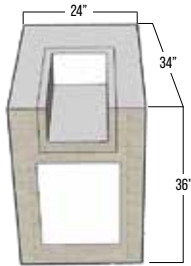


SCAN FOR FULL SIZED IMAGES AND PRODUCT BREAKDOWNS

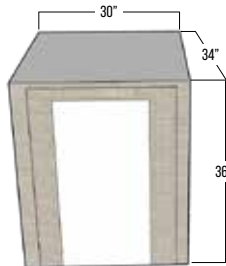


Build Your Semi-Custom Modular Outdoor Kitchen:

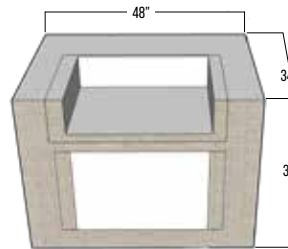
Multi Side Burner Cabinet



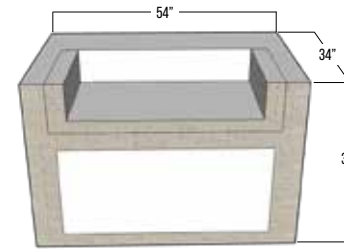
Cold Storage Cabinet



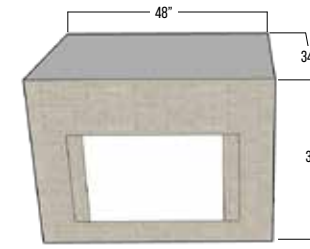
48" Grill Cabinet



54" Grill Cabinet



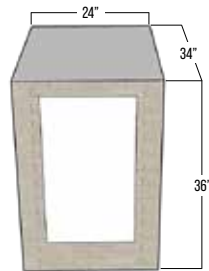
48" Drawer/Door Cabinet



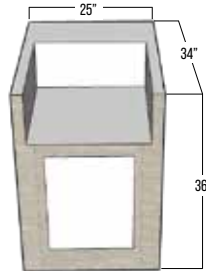
End Panel Cabinet



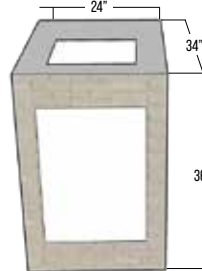
3 Drawer Cabinet



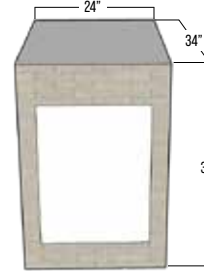
Side Burner Cabinet



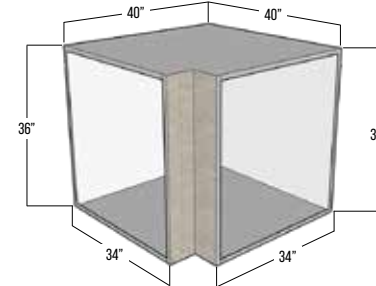
Sink Cabinet



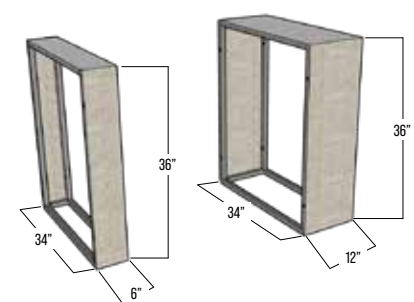
Trash Drawer Cabinet



Universal Corner Cabinet



6" and 12" Filler Cabinets



Or Choose From our Prearranged Modular Options:

The Sierra



- INCLUDES:**
- 3 Drawer Cabinet
 - Cold Storage Cabinet
 - 48" Grill Cabinet
 - (2) End Panel Cabinets
 - Trash Drawer / LP Cabinet

The Lexington



- INCLUDES:**
- 3 Drawer Cabinet
 - Cold Storage Cabinet
 - 48" Grill Cabinet
 - (2) End Panel Cabinets
 - Trash Drawer / LP Cabinet
 - 6" Filler Cabinet
 - 12" Filler Cabinet
 - Universal Corner Cabinet

The Ultimate



- INCLUDES:**
- 3 Drawer Cabinet
 - Cold Storage Cabinet
 - 48" Grill Cabinet
 - 48" Door / Drawer Cabinet
 - (2) End Panel Cabinets
 - Trash Drawer / LP Cabinet
 - 6" Filler Cabinet
 - 12" Filler Cabinet
 - Universal Corner Cabinet



Sanibel | Shell White

WeatherStrong® Outdoor Cabinetry




If you want to spend more quality time outdoors, WeatherStrong Outdoor Cabinetry is perfect for you. Made in the USA, these cabinets are built with 3/4" All-Weatherboard® composite material to withstand harsh weather conditions. Cabinet doors and drawer fronts are made from High Density Polyethylene (HDPE). Whether it's pounding rain, hot summers, or cold, snowy winters, WeatherStrong cabinets are tough enough to handle it all.

FEATURES:


- Lighter Than Traditional Masonry Kitchens
- Marine Grade Construction
- Dozens of Designs Available For Optimal Flexibility
- Installs on Existing Patios with No Masonry Work
- Proudly Made in the USA
- Made from All-Weatherboard Composite Material
- Designed to Accommodate Most Grills
- 25 Year Limited Warranty
- Easy-to-Follow Instructions
- 2 Popular Door Styles
- 4 Best Selling Colors

**Must Supply Your Own Countertops

Door Styles:



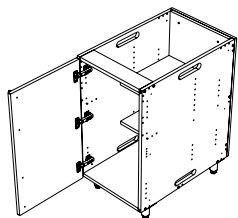
Colors:



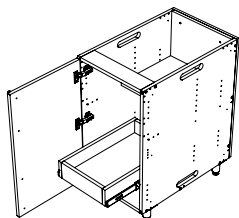
All bases are available in both door options and all color options. All supporting units are available in all color options.

Miami | Sapphire Blue

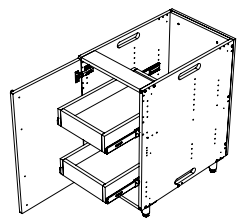
Build Your Modular Outdoor Kitchen:



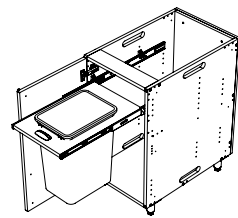
Single Door Base with 2 Shelves
18" W x 34½" H x 27" D



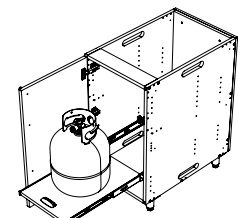
Single Door Base with 1 Shelf & 1 Rollout Tray
18" W x 34½" H x 27" D



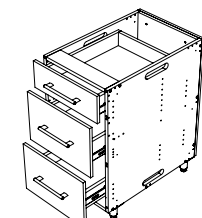
Single Door Base with 2 Rollout Trays
18" W x 34½" H x 27" D



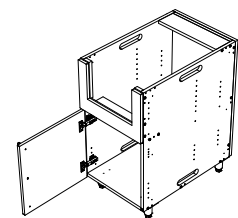
Single Door Base with Trash Pullout
18" W x 34½" H x 27" D



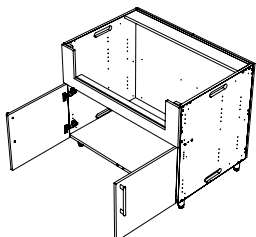
Single Door Base with Propane Tank Pullout
18" W x 34½" H x 27" D



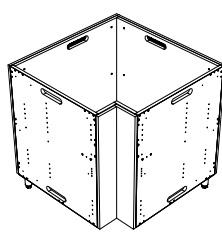
3-Drawer Base
18" W x 34½" H x 27" D




Side Base
18" W x 34½" H x 27" D
*Cut Outs Are Done on Site



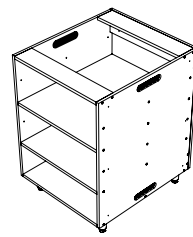
2 Door Grill Base
30" W | 42" W | 48" W
x 34½" H x 27" D
*Cut Outs Are Done on Site



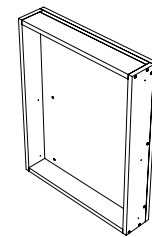
Corner Return Base
33" W x 34½" H x 33" D



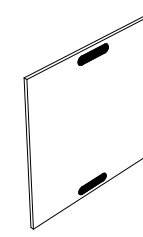
Refrigerator Support End
6" W x 34½" H x 27" D



Open Shelving Unit
24" W x 34½" H x 27" D



Refrigerator Backer Box
15" W | 22" W | 24" W
x 30" H x 5½" D



Matching Base Ends - 2 Pack
with Vent Grills
28½" W x 30" H x ¾" D



Toe Kick/Filler
48" W or 96" W x 6" H x ¾" D



Turn Your Backyard into a Chef's Paradise with an Exclusive Range of Stainless Steel Appliances & Accessories





FLAVOR HAS A NEW FRONTIER

*Hand Crafted
in America*

We make the grills to gather around. Hand-crafted with premier materials and boundless ambition, our outdoor products are calibrated for patio heroes, next-generation chefs, and sunsets that never quit.

AMERICANMADEGRILLS.COM

AMG GRILLS



ENCORE GRILL
ENC36 | ENC54



MUSCLE GRILL
MUS36 | MUS54



ESTATE GRILL
EST30 | EST36 | EST36



ATLAS GRILL
ATS36



ALTURI GRILL
ALT30T | ALT36T | ALT42T



SIDE & POWER BURNERS



ALTURI SEAR SIDE BURNER
ATLSS



ALTURI DOUBLE SIDE BURNER
ALTSB2



ATLAS DOUBLE SIDE BURNER
ATSSB2



ESTATE DOUBLE SIDE BURNER
ESTSB2



ENCORE DOUBLE SIDE BURNER
ENCSB2



MUSCLE DOUBLE SIDE BURNER
MUSSB2



ALTURI POWER BURNER
ALTPB2



ATLAS POWER BURNER
ATSPB2



ENCORE POWER BURNER
ENCPB2



MUSCLE POWER BURNER
MUSPB2



ESTATE POWER BURNER
ESTPB2

CUTOUT DIMENSIONS



SIZZLER



26" Sizzler Built-In Grill
SIZ26



32" Sizzler Built-In Grill
SIZ32



40" Sizzler Built-In Grill
SIZ40




Sizzler Double Side Burner
SIZSB2



Sizzler Cart
CART-SIZ26 | CART-SIZ32 | CART-40



Sizzler Deluxe Cart
CART-SIZ32-DC | CART-SIZ40-DC



SIZZLER PRO



32" Sizzler Pro Built-In Grill
SIZPRO32



40" Sizzler Pro Built-In Grill
SIZPRO40



Sizzler Pro Double Side Burner
w/LED Illumination
SIZPROSB2



Sizzler Pro Power Burner
SIZPROPB

TRL



32" TRL Built-In Grill
TRL32



38" TRL Built-In Grill
TRL38



44" TRLD Built-In Grill
TRLD44



TRL Power Burner
w/LED Illumination
TRLPB2



TRL Double Side Burner
w/LED Illumination
TRLSB2



TRL Sear Side Burner
TRLSS



TRL Cart
CART-TRL32 | CART-TRL38



TRL Deluxe Cart
CART-TRL32-DC | CART-TRL38-DC
CART-TRL44-DC

QUEST



30" Quest Built-In Grill
QST30



36" Quest Built-In Grill
QST36



42" Quest Built-In Grill
QST42



30" Built-In Grill
SBG30



Resort Pedestal
SBG3-PED



Resort Cart
CART-ALT30

RESORT

GRIDDLE



30" Gas Griddle
GRID30



18" Griddle Plate
SSGP-18

SUNFIRE



32" SunFire Built-In Grill
SF432



38" SunFire Built-In Grill
SF538



Single Side Burner
SFSB1



Double Side Burner
w/LED Illumination
SFPB2



Power Burner
SFPB



SunFire 32" Freestanding Grill
CART-SF-432
AVAILABLE IN DELUXE | CART-SF432-DC



SunFire 38" Freestanding Grill
CART-SF-538
AVAILABLE IN DELUXE | CART-SF538-DC



BARS & SINKS



19" Undermount Sink
SSNK-19U



15" Drop-In Sink
SSNK-15D



30" Lighted Beverage & Prep Station
SSBC-30L



32" Outdoor Rated Farmhouse Sink
SSNK-32FH



17" 1.7C Drop-In Cooler
SSIC-17



28" 2.7C Drop-In Cooler
SSIC-28

REFRIGERATION



15" Outdoor Rated Refrigerator with Glass Door
SSRFR-15G



15" Outdoor Rated Refrigerator
SSRFR-15S



15" Outdoor Rated Dual Zone Wine Cooler
SSRFR-15WD



15" Outdoor Rated Single Zone Wine Cooler
SSRFR-15W



22" Compact Refrigerator
SSRFR-22S



22" Deluxe Compact Refrigerator
SSRFR-22D



24" Outdoor Rated Refrigerator
SSRFR-24S



24" Outdoor Rated 2-Drawer Refrigerator
SSRFR-24DR2



24" Deluxe Outdoor Rated Refrigerator
SSRFR-24D



24" Outdoor Rated Refrigerator with Glass Door
SSRFR-24G



15" Ice Maker
SSIM-15



24" Outdoor Rated Dual Zone Wine Cooler
SSRFR-24WD



24" Deluxe Outdoor Rated Wine Cooler
SSRFR-24W



24" Outdoor Rated Kegator Single Tower
SSRFR-24DK1

ALSO AVAILABLE IN DOUBLE TOWER: SSRFR-24DK2

STORAGE DRAWERS



17" Single Drawer
SSDR1-17



17" Double Drawer
SSDR2-17



17" Triple Drawer
SSDR3-17



20" Vented Liquid Propane Tank or Trash Drawer
SSDR1-20LP



20" Trash Pullout Drawer
SSTD1-20




20" Trash & Recycling 2-Bin Pullout Drawer
SSTD2-20




17" Paper Towel Holder
SSTH-17



26" Utensil Drawer
SSDR1-26U



36" Warming Drawer
SSWD-36



32" Double Horizontal Drawer
SSDR2-32H

ACCESS DOORS



33" Vented Double Access Door
SSDD-33V



26" Double Access Door
SSDD-26
Also Available in 30" 33" 36" 39" 45"




16" Vertical Access Door
SSDV-16
Also Available in 18" 20"



22" Horizontal Access Door
SSDH-22
Also Available in 27"

DOOR & DRAWER COMBOS



30" 2-Drawer & Access Door Combo
SSDC2-30
Also Available in 33" 36" 42"



33" 3-Drawer & Access Door Combo
SSDC3-33



33" 2-Drawer & Vented LP Tank Pullout Drawer Combo
SSDC2-33LP



17" Vertical 2-Drawer & Paper Towel Holder Combo
SSTDC-17





Dimplex® Heaters

Dimplex

**DLW Series
Outdoor/Indoor Radiant Heater, White**
DLW3200W24



- Effective radiant heat that warms like the sun, heating people and objects with zero glare
- Silent, maintenance-free operation
- IP 55 rated, weather-proof construction allows year-round enjoyment
- Designed for permanent hardwired installations on a dedicated 240V circuit

DLW Series Outdoor/Indoor Radiant Heater, Black
DLW2400B24



- Effective radiant heat that warms like the sun, heating people and objects with zero glare
- Silent, maintenance-free operation
- IP 55 rated, weather-proof construction allows year-round enjoyment
- Designed for permanent hardwired installations on a dedicated 240V circuit

**Indoor/Outdoor Electric
Infrared Heater, 240V 2000W**
DSH20W



- IP65 rating for indoor and outdoor applications
- 1, 2 and 3 hour delay timer
- 8 hour auto shutoff safety mechanism
- 3 second maximum heat up time

**DIRP Outdoor/Indoor Infrared Heater,
Plug-in Model, 120V, 1500W**
DIRP15A10GR



- Nextrema® Schott glass ensures even heat distribution and minimizes light emissions
- Corrosion-resistant anodized aluminum and 304 stainless steel makes this product suitable for all climates
- Three temperature settings - 600W (low), 1050W (med), 1500W (high) for maximum comfort
- Produces full heat in as little as 6 second maximum

**Outdoor Portable Infrared Propane
Heater, 31,500 BTU**
DGR32PLP



- Powerful, stylish and portable heat for outdoor areas
- Heat on demand - when and where you need it
- Durable stainless steel construction
- Advanced safety features including world-class wind protection up to 9.9 Mph/16 km/hr.

*Must order both DGR32PLP-HEAD & DGR32PLP-STAND

**Outdoor Wall-mounted
Natural Gas Infrared Heater, 31,500 BTU**
DGR32WNG



- Powerful, stylish and space-saving heat for outdoor areas
- Heat on demand - when and where you need it
- Durable stainless steel construction
- Advanced safety features including world-class wind protection up to 9.9 Mph/16 Kph

Outdoor/Indoor Electric Infrared Heater
DIR15A10GR



- Nextrema® Schott glass ensures even heat distribution and minimizes light emissions
- Non-porous surface and attractive design
- Instant Heat: Ruby halogen bulb provides full power in under 8 seconds
- Waterproof: IP65 rated for outdoor or indoor use
- Corrosion-resistant anodized aluminum casing provides long life and suitable for all climates

**Indoor/Outdoor Electric Infrared Heater,
Permanent Location Floor Stand**
DSHSTAND



- Ability to tilt heater(s) for optimal heat exposure
- Corrosion-resistant anodized aluminum and 304 stainless steel makes this product suitable for all climates
- All hardware included
- Quick and easy installation

Essenze di Luce



Take your outdoor living space to the next level with stunning, multi-sized natural stone monoliths and LED lighting available with or without a high-fidelity sound diffusion system. From romantic moments to big bashes, Essenze di Luce has you covered with a variety of natural stone lighting and rock speaker options that are maintenance-free and designed to withstand the most adverse weather conditions-- from ice to the desert sun. Perfect for gardens, poolscapes, and outdoor living use.

Menhir Di Luce

A series of natural stone outdoor lamps and garden lights with LED technology, available in four different styles—Soft, Sidelong, Cross, and Stonehenge. In daylight, they function as design elements but evoke emotional light in the evening.



FEATURES:

- Choose from single, double, or triple illuminated sections
- Choose from horizontal or inclined patterns
- Available in 2 standard textures
- Minimalistic and natural design complements any architectural style
- Ice resistant
- Stainless Steel



SOFT



SIDELONG



CROSS



STONEHENGE

Menhir Sound

This natural stone outdoor sound system integrating Hi-fi sound diffusion and LED lighting brings both sights and sounds to the yard. Fill your space with soft illumination and your favorite music—all effortlessly emanating from natural stone elements. Unparalleled resistance to splashes, spray, sand, and the most adverse weather conditions.



FEATURES:

- Aisi 316L stainless steel audio system
- Easy connect; user-friendly; control music from your device
- Plays/streams the most popular music services
- Choose from 3 standard textures
- Ice resistant
- Wi-fi Audio Controller



SOUND



MINIMAL SOUND
(SPECIAL ORDER)



SOUND PRO
(SPECIAL ORDER)

Stake

Arrange an ambience with outdoor path lighting. Sleek pillars of natural stone offer architectural and design elements by day and transform into striking and luminous scenic features by evening. Perfect for illuminating footpaths, flower beds and outdoor living areas.



FEATURES:

- Natural stone floor lamp for outdoors
- Choose single or double vertical LED (only 4mm thick)
- Ice resistant
- Multiple color and texture options
- Fits modern, contemporary, and Mediterranean styles
- Chemical Resistant
- Stainless Steel



Stake



Pergolas

- Constructed of vinyl
- Easy maintenance
- Lifetime warranty
- Two stocked sizes: 13' x 16' and 15' x 15'

Custom Sizes Available

Adobe Blend



Autumn Blend*



Brown



Cappuccino Blend*



Charcoal



Chesapeake Blend*



Crab Orchard Blend*



Dove Gray



Fire Island Blend



Golden Brown Blend



Granite City Blend



Graphite Pearl Blend*



Hudson Valley Blend



Marble Blend*



Oceanic Blue*



Oceanic 5* | only available in Stone Ridge Collection



The color illustrations in this catalog are as accurate as photography and printing processes allow. Final selection of colors should be made from several physical samples.

Oyster Blend*



Peconic 6* | only available in Stone Ridge Collection



Pennsylvania Blue**



Pewter



Raven*



Red



Sahara*



Silver Mist*



Snow*



South Bay Blend*



Travertina*



Westchester Blend



Alpine Contemporary 3-Piece in Chesapeake Blend

*Premium Color
**Deluxe Color

Note: Our products use natural materials, which may cause slight color variations, adding to their unique charm. To minimize variation, follow industry best practices, order all products at once, and install from multiple pallets and layers for even blending. This is especially imperative for solid color blends, including Brown, Charcoal, Dove Gray, Pennsylvania Blue, Pewter, Raven, Red, Sahara, and Snow.

SPLIT-FACE TEXTURED WALLS

Adobe Blend



Bluestone*



Cappuccino Blend*



Charcoal



Chesapeake Blend*



Crab Orchard Blend



Fire Island Blend



Golden Brown Blend



Granite City Blend



Graphite Pearl Blend*



Hudson Valley Blend



Oyster Blend



South Bay Blend



Travertina*



Westchester Blend



*Premium Color

The color illustrations in this catalog are as accurate as photography and printing processes allow. Final selection of colors should be made from several physical samples.

SMOOTH WALLS

Adobe Blend



Bluestone*



Charcoal



Chesapeake Blend*



Crab Orchard Blend



Golden Brown Blend



Granite City Blend



Graphite Pearl Blend*



Oceanic Blue*



Oyster Blend



Silver Mist*



South Bay Blend



Travertina*



Westchester Blend



*Premium Color

The color illustrations in this catalog are as accurate as photography and printing processes allow. Final selection of colors should be made from several physical samples.

NICOSTONE

Autumn Cotswold



Bluestone



Brown



Gironde*



Lilac



Marble Blend*



Mocha



York Brown




*Premium Color



Outcropping in Mocha

The color illustrations in this catalog are as accurate as photography and printing processes allow. Final selection of colors should be made from several physical samples.




Rockface Treads and Rockface Multi Cap in Bluestone

The color illustrations in this catalog are as accurate as photography and printing processes allow. Final selection of colors should be made from several physical samples.

PAVING STONE INSTALLATION

MATERIALS NEEDED

- Gloves
- Tape Measure
- Stakes
- Shovel
- 3 lb. Hammer
- Levels
- Line Level
- Carpenters Square
- String Line
- Broom
- Wheelbarrow
- Pry Bar
- Wire Cutters
- Mason's Chisel
- Markers
- Screed Board
- Two 1" o.d. Screed Pipes
- Plate Compactor
- Paver Cutter
- Diamond Blade Table Saw



- A. Compacted Sub-Base
- B. 4" - 6" Compacted Aggregate (for Pedestrian Traffic)
- C. 8" - 12" Compacted Aggregate (for Vehicular Traffic)
- D. Edge Restraints
- E. 1" Bedding Sand
- F. Pavers

BEFORE YOU BEGIN

Your dealer can assist you in obtaining the necessary materials and equipment needed to complete your paving stone installation.

*Three color blends are not recommended for projects less than 500 sq.ft

Lay out your entire paver pattern prior to cutting any stones.

Find an area away from your installation to cut pavers. Concrete dust created by saw cutting pavers can stain the surface.

The use of an approved safety mask is recommended when cutting any concrete products.




1. PLAN

Determine the area to be paved. Measure for square footage and sketch a diagram of the shape & pattern of paving stone desired.



2. PREPARE / EXCAVATE

Before beginning excavation, make sure there are no utility lines within the area to be paved. Excavate area to the proper depth depending on the type of traffic.



3. GRADE

Establish the finish grade and slope or pitch of pavement to allow for drainage. Lay out the lines and corners with string line and stakes. Compact sub-base.



4. PREPARE / EXCAVATE

Spread aggregate base uniformly throughout the entire excavated area and 8 in. beyond perimeter lines. Base aggregate material should be processed 3/4" minus gravel or crushed concrete blend.



5. BASE COMPACTION

Compact the base aggregate evenly throughout the area with a mechanical plate compactor. Do not compact the base aggregate in more than 4" layers. The compacted base should conform to the contour of the finished paved area. The grade of the base aggregate should be 3" to 4" below the finished paving stone surface depending on the thickness of the paver.



6. EDGE RESTRAINTS

Install edge restraints as required. Pavers butting against curbs or

foundations will not need an edge restraint. Various types of edging materials can be used. Nicolock recommends a Snap Edge edge restraint system since it is easy to install and will not rot or decay.



7. BEDDING

Spread 1" of concrete sand evenly over the compacted base. Screed the bedding sand to a level, smooth surface using a screed board. For areas wider than the width of the screed board, use 1" conduit pipe as screed guides 4' apart. Screed sand, remove screed rails & fill in depressions with fresh sand. You should end up with a complete layer of smooth sand. Do not disturb sand bed after it has been screeded.



8. PAVER PLACEMENT

Begin placing paving stones on the screeded sand bed in the desired pattern. Hand place the paving stones with a hand tight joint. Work from the paving stone side of the installation as they are set. To achieve the best mixture of colors and blends, remove pavers from delivered bundles section by section, not layer by layer, and work from several bundles at a time. Cut pieces as needed to fill in the pattern.

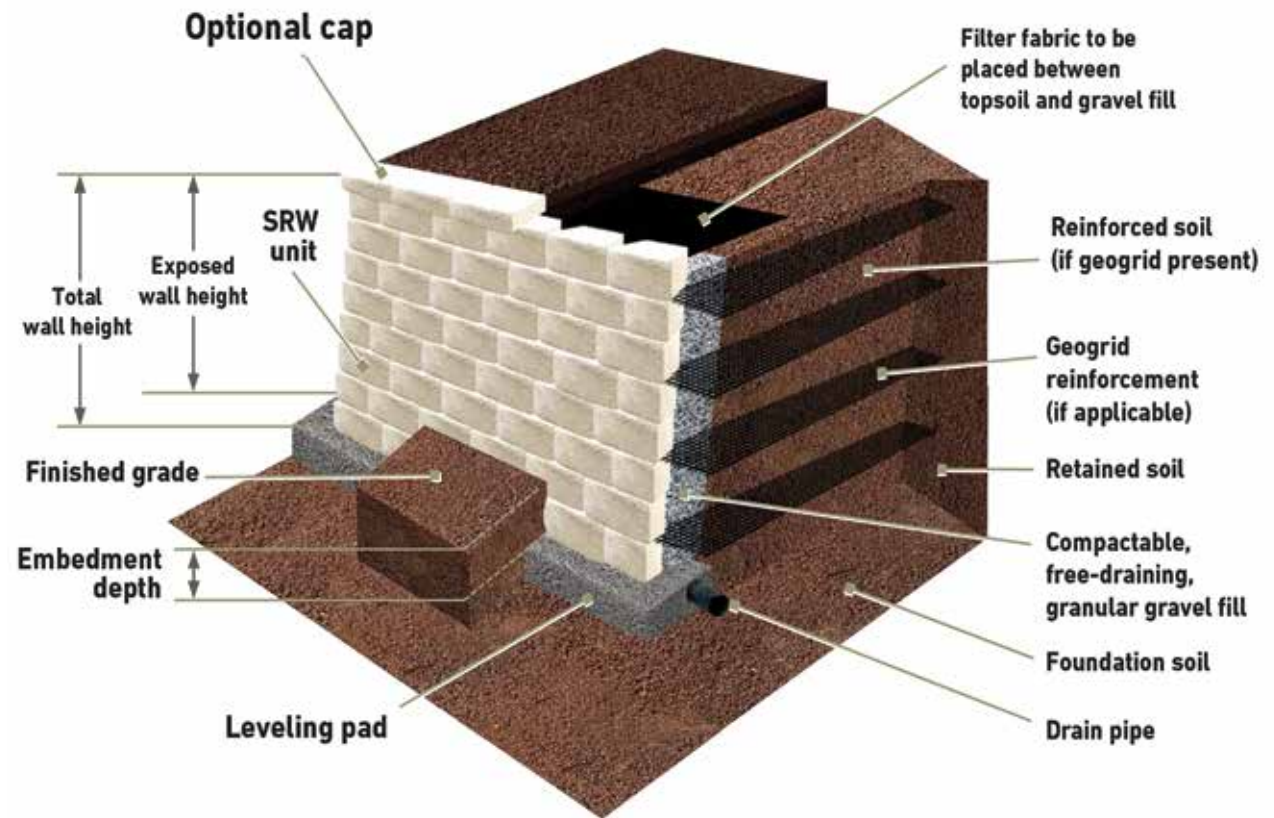
FINISH

When complete, sweep surface clean. Spread a fine jointing sand over the entire surface and broom sweep to fill all joints. Leaving excess sand on the paving stone surface, tap the paving stones into the setting bed with the mechanical plate compactor with a rubber pad. Broom sweep more sand to fill any open joints. Finally, backfill over the top edge restraint and grade. Your installation is now complete and ready for use.

RETAINING WALL INSTALLATION

MATERIALS NEEDED

- Gloves
- Tape Measure
- Stakes
- Shovel
- 3 lb. Hammer
- Levels
- Line Level
- Carpenters Square
- String Line
- Broom
- Wheelbarrow
- Pry Bar
- Wire Cutters
- Mason's Chisel
- Markers
- Screed Board
- Two 1" o.d. Screed Pipes
- Plate Compactor
- Paver Cutter
- Diamond Blade Table Saw



NOTE: The following Installing procedures apply to all Nicolock retaining wall units constructed as a conventional gravity wall system.

PREPARING/EXCAVATING: Before beginning excavation, make sure there are no utility lines in the wall area. Excavate area to the proper depth. For geogrid-reinforced retaining walls or for more detailed information, consult your local distributor or contact Nicolock.

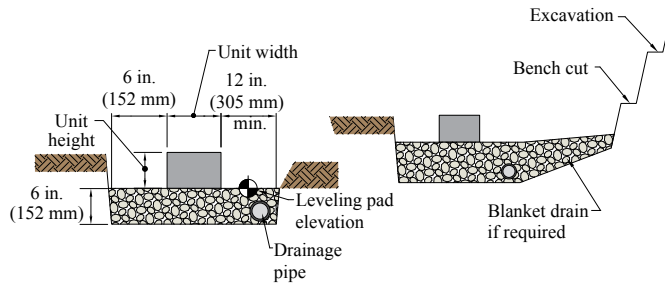
For most non-critical walls (and under favorable soil conditions) Nicolock wall units are constructed as a conventional gravity wall system. Walls up to 3 feet in height are attainable without the need for soil reinforcement (geogrid). Recommended installation procedures should be followed to ensure the life of your wall structure.

1. SITE PREPARATION AND EXCAVATION

Excavate a trench a minimum of 6" beyond the front and back of the wall block. Dig trench 9" to 14" deep, enough to create a 6" thick leveling pad and to bury at least one whole wall block below grade. Compact the soil at the bottom of trench. Shape the slope behind wall to allow for 12" of drainage material.

2. INSTALL LEVELING PAD

Place filter fabric in trench and up the cut slope. Fill trench with clean, graded aggregate and compact.



3. PLACE BASE COURSE (FIRST ROW)

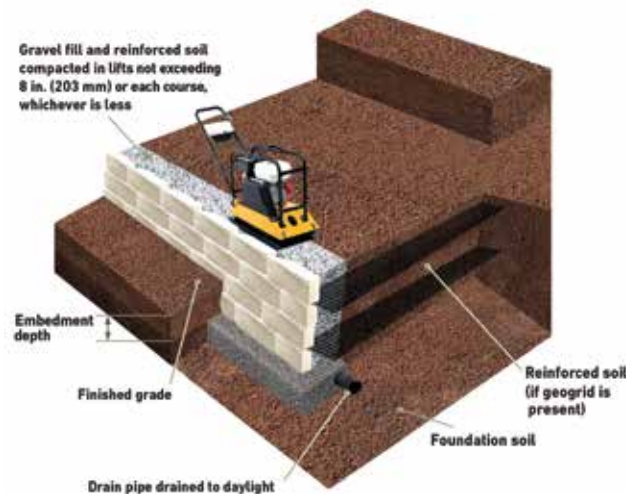
Position a level string line at the straight face of the unit to maintain alignment. Place the wall units side by side in the center of the prepared base. Bury the first course of block below grade to a depth equal to 10% of the height of the wall or a minimum of 6", whichever is greater. Level units from side to side, and front to back.

4. DRAINAGE SET-UP

Fill the space in front of wall with clean fill to grade to hold units from shifting. Place a perforated pipe behind wall on top of base for drainage. Fill any block cores and the drainage area with clean aggregate keeping filter fabric in place. Backfill soil on outer side of fabric and compact.

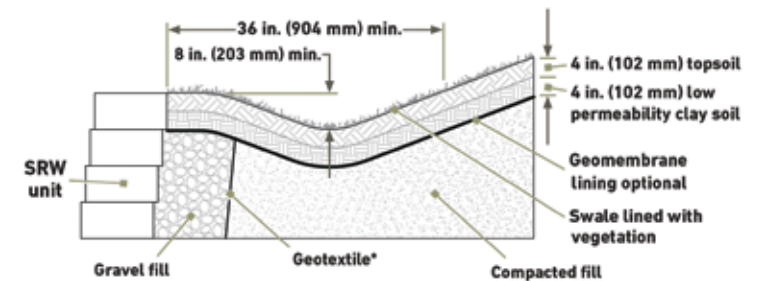
5. STACKING UNITS

Place successive courses by fitting the keys and grooves onto the units in the row below (if applicable). Keep the tops of each course clean to maintain a level surface. Stack units one layer at a time in a running bond pattern (crossing joints). Utilize geogrid when the wall height is 3 ft or more or as required by the project engineer or approved design drawings.



6. PLACE GRAVEL AND BACKFILL MATERIALS

Continue building the wall to the desired height. Backfill with clean aggregate behind each course as completed. Backfill and compact soil. Finish the wall by securing the wall cap with a suitable masonry adhesive.



*Geotextile may be necessary when the infill soil includes fine-grained sand that have the potential to infiltrate the gravel fill

Note: Illustrations shown are not for construction purpose. Please confer with your local engineer for proper placement of geogrid.

Important: Walls higher than 36" above grade, terraced walls, weak soils, and other loading conditions require special considerations in design and construction. This should be done by a qualified engineer & a professional contractor. Check with your local building department for code requirements.

STAIN REMOVAL

The stain removal methods suggested here are merely a guide and may not work to your satisfaction in all instances. Nicolock is not responsible for any damage caused while using these methods. Nicolock recommends that you keep several pavers from your initial installation available to replace any pavers that become damaged or excessively stained or soiled.

ALGAE & FUNGAL GROWTHS

Apply a fungicide according to manufacturer recommendation.

BEVERAGE STAINS

Scrub the stain with hot soapy water. For stubborn stains apply a 1:10 diluted sodium hypochlorite solution (household bleach) use according to the manufacturer's recommendations.

CHEWING GUM

Chewing gum is best removed with a suitable aerosol freezing agent before scraping it off. Use according to the manufacturer's recommendations.

FRESH OIL STAINS

Soak the oil up with an absorbent cloth or paper towels. Do not wipe. Then cover the affected area with a 'dry' absorbent powder and leave for 24 hours. Repeat until the powder has absorbed all or as much of the oil as possible.

If a stain persists, apply a recommended cleaner according to the manufacturer's recommendations.

PAINT /WOOD-STAIN /VARNISH

Soak up the spillage with an absorbent cloth or paper towels. Do not wipe. The stained area should be immediately scrubbed with detergent and water. Paint removers or solvents should not be used on stains that are less than a week old, as this will increase penetration into the concrete. Scrape off as far as possible. Apply an appropriate proprietary paint remover, preferably one supplied as a thick gel. Follow the manufacturer's recommendations or contact the paint manufacturer.

WOOD PRESERVATIVES /CREOSOTE

Soak the stain with mineral spirits and scrub with a hot detergent and water. Finally rinse thoroughly with clean water, or contact the manufacturer of the preserver.

ASPHALT & EMULSIFIED ASPHALT

Chill with ice (if warm outside), scrape away & scrub the surface with scouring or abrasive powder. Rinse with water.

CUTBACK ASPHALT & ROOFING TAR

Use a soft moist putty made with talc or diatomaceous earth (available wherever pools supplies are sold.) Mix with kerosene, scrub, let dry and brush off. Repeat as needed.

CANDY, KETCHUP, MUSTARD, GREASE DRIPPINGS FROM FOOD

For stubborn stains, apply liquid detergent full strength and allow it to penetrate for 20-30 minutes. Scrub and rinse with hot water. Removal is easier if these stains are treated immediately.

CAULKING

Scrape off excess and scrub with denatured alcohol. Rinse with hot water and detergent. For acrylic latex caulk - follow guidelines for removal of latex paint.

CLAY SOIL

Scrape off dry material, scrub and rinse with hot water and strong detergent.

CREOSOTE

Apply a solution made with paint thinner and talc. Scrub and allow to dry. Scrape off, scrub with scouring powder and rinse with water.

MORTAR

Let dry but not harden and carefully remove spots with a towel, putty knife or chisel.

LEAF, WOOD ROT OR TOBACCO STAINS

Apply household bleach diluted 10:1 with water (10 parts water) and scrub with a non-metallic stiff bristled brush.

OIL OR GREASE THAT HAS PENETRATED

Mop up any excess oil with rags. Cover the area with oil absorbent talc, (kitty litter). Diatomaceous earth can also be used. Leave it on the stain for a day, then sweep up.

PAINT

Fresh paint should be mopped up immediately with rags or paper towels by blotting. Do not wipe as this will spread the paint and extend the job of removal. If the paint is latex and water-based, soak and then scrub area with hot water, scouring powder and a non-metallic stiff brush until no more improvement is seen. Let the remaining paint dry and remove as described below.

DRIED PAINT

Scrape any excess oil-based paint, varnish or water-based latex paint off the surface. Apply a commercial paint remover and let sit for 20-30 minutes. Loosen with gentle scrubbing. Do not rub the loosened paint into the surface of the pavers. Instead, blot up the loosened paint and thinner. Repeat as necessary.

TIRE SKID MARKS

Scrub black area with water, detergent and scouring powder.

ABOUT EFFLORESCENCE:

Efflorescence is a whitish, powder-like deposit that may sometimes appear on the surface of the paving stones. It may appear immediately or within a short time after installation. Left alone, normal wear and exposure to the elements will dissipate the efflorescence. Efflorescence does not affect the structural performance or durability of concrete pavers. Efflorescence is

a normal occurrence in all cement based products, as well as many colored paving products. Because it is a natural reaction to the proper hydration of concrete, Nicolock accepts no responsibility or liability for replacement.

If there is a need to remove the efflorescence before it naturally wears away, best results are obtained by using an efflorescence remover which is available from most mason supply dealers. Do not use muriatic acid.

If a sealer is to be applied to the paving stones, it is recommended that any presence of efflorescence be removed prior to sealer being applied. For installations over a new or existing concrete base, a cementitious setting bed, or with mortared joints, the occurrence of efflorescence is more likely. Precautions for proper drainage of the paving stones system should be taken to minimize this occurrence.

WHAT IS EFFLORESCENCE?

Efflorescence is a natural phenomenon and can occur with any cement based product, as well as other paving products. It may appear randomly and will possibly appear more pronounced on colored paving slab.

The white bloom may give the impression that the color of the paving slab is fading but, when wet, you will find that the efflorescence vanishes and the paving slab returns to its original shade. The white bloom will often return again when the paving slab dries. Be assured that efflorescence has no detrimental effect on the performance of the paving slab and will generally disappear with time.

HOW DOES EFFLORESCENCE OCCUR?

All concrete products contain cement which produces water soluble calcium oxide (lime).

Concrete paving materials contain millions of tiny invisible pores; when moisture penetrates into these pores – either from rain, dew or condensation – it dissolves part of the lime to make calcium hydroxide.

When the slab dries out, the calcium hydroxide rises to the surface and reacts with the carbon dioxide in the air, sometimes leaving a white bloom of calcium carbonate once the water has evaporated.

WILL EFFLORESCENCE DISAPPEAR NATURALLY?

Yes. The efflorescence action is arrested by carbon dioxide reacting with calcium oxide within the pores of the concrete. The efflorescence itself is then, over a period of time, either converted back to soluble salts and washed away by rain or simply disappears through the action of trafficking, snow or ice.

Once the efflorescence has disappeared naturally it does not usually recur. It is therefore not necessary to replace the paving or to take other measures against efflorescence.

HOW LONG WILL EFFLORESCENCE LAST?

This is difficult to predict as factors such as climate, location and conditions (damp/shady or open/sunny) are variables which can affect the extent of the phenomenon. However, on average, it can take from 12 months to 24 months to disappear.

FAQ

WHY DO NICOLOCK PAVERS MAKE THE BEST PAVEMENT?

Not only are Nicolock pavers beautiful, but they provide the best pavement solution in freeze/thaw conditions, when installed over a compacted aggregate base. Installation over a compacted aggregate base results in a pavement that is strong, yet flexible enough to move as the ground shifts without breaking apart, rutting or heaving. In addition, they can be “unzipped” to allow for repairs or access to utility lines. Unlike asphalt and other surfaces, pavers are virtually maintenance-free. And, by definition, concrete pavers are about 3 times stronger than regular poured concrete.

WHAT MAKES PAVER-SHIELD™ BETTER THAN THE COMPETITION?

paver-**shield**™ is not a thin veneer of color coating. paver-**shield**™ pavers are guaranteed to look great year after year, retaining their vibrant color and smooth texture. Products without paver-**shield**™ may look worn and faded over time with exposed aggregate on the surface.

DOES THE COLOR GO ALL THE WAY THROUGH NICOLOCK PAVERS?

All Nicolock pavers have color throughout. Those manufactured with our exclusive paver-**shield**™ process have an extra concentration of cement and pigment on the wear layer providing deep rich colors and a smooth, dense wear layer

CAN I USE A PRESSURE WASHER TO CLEAN MY PATIO?

Yes – but, as always, follow the manufacturer’s instructions carefully. Do not pressure wash your patio too strongly or too frequently as you may damage the surface of the paver.

CAN PAVERS BE INSTALLED OVER A POURED CONCRETE BASE?

Absolutely, provided certain steps are taken. Care must be taken so that water does not pool underneath the pavers. Drainage holes should be drilled in large slabs and filled with pea gravel and covered with landscape fabric. Edge pavers must be restrained to keep joints from opening up.

CAN I USE A SEALER ON MY PATIO?

Yes – check proprietary manufacturer’s instructions and suitability for sealing concrete paver. Please note: applying sealant to paver may affect the color.

HOW DO PAVERS COMPARE WITH PATTERNED CONCRETE?

Patterned concrete pavements are slabs of concrete that are embossed with a pattern. Therefore, they are prone to the same problems with freeze/thaw cycles, namely cracking and spalling. Also, unlike Nicolock pavers, patterned concrete pavements don’t allow access to underground utilities or the ability to make repairs. At virtually the same price installed per square foot, Nicolock Pavers are clearly a superior choice.

HOW DO I DETERMINE HOW MUCH STONE BASE MATERIAL AND SAND SETTING BED MATERIAL I NEED?

One half ton of modified stone or sand will cover about 100 square feet at 1” thick. Using a 10’ x 10’ (100 square feet) patio as an example, you would need 1/2 ton of sand for the setting bed (1” thick) and 3 tons of modified stone for the base (6” thick). You’ll need about 5% more sand for the joints between the pavers. The thickness of the base material depends on the application and subgrade soil conditions (use a thicker base for poorly drained soils). As a rule of thumb, you’ll need 4” to 8” of base material for walkways and patios, and 8” to 12” for driveways and parking lots.

I HAVE WHITE DEPOSITS ON MY PAVERS/WALLS, WHAT IS IT?

You are probably referring to efflorescence, a natural and common occurrence in many concrete products. Efflorescence occurs when natural salts come to the surface and leave behind a white deposit that can normally be brushed off. This is not a product defect or harmful to pavers and walls and Nicolock accepts no liability for its occurrence. It will usually weather away with time.

HOW CAN I REMOVE MOSS OR MOLD FROM MY PAVERS?

Try liquid bleach diluted in water (10 parts water to one part bleach). Be careful not to get it on plant material. Keep in mind that there is nothing that will keep moss and mold from reappearing in a shady, damp area.

WHAT IS POLYMERIC SAND AND WHAT IS ITS ADVANTAGE?

Polymeric sand is a high-tech mix of graded sand and binder, specially formulated for filling joints between pavers. When installed properly, polymeric sand will remain in the paver joints and inhibit weed growth and insect infestation.

CAN I USE NICOSTONE PAVING INSIDE MY HOUSE?


Yes – but it is preferable to seal the paving with a sealer after laying inside to protect against stains and reduce incidence of dust.

WHY DO THE PAVING STONES HAVE DARK PATCHES?

This is due to differential weathering, where the surface of the paving has cured at different rates, causing darker color variation on the paving. Generally this is exaggerated by the presence of efflorescence which, once removed, will reduce the effect of the dark patches. As with efflorescence the dark patches will generally disappear with time.

HOW OFTEN SHOULD I CLEAN MY PATIO?

Regular washing and brushing should be adequate to maintain your patio in pristine condition. However, you may wish to clean your patio using a recommended cleaner. This can enhance its appearance but it may affect long term durability and should only be used sparingly (only two or three times during the lifetime of the paving). Consult your paving supplier for advice and a suitable cleaning product.



Stone Ridge XL in Westchester Blend

FAQ

Not only do Nicolock Pavers make an attractive pool deck, but they also provide a slip-resistant walking surface. Pavers actually are better than poured concrete around pools from the standpoint that the joints will take on moisture and leave the pavement cooler under foot. Like all products that are used outdoors, lighter colors will tend to stay cooler as they reflect the sunlight. Furthermore, our Fullnose and Pool Coping Pavers are ideal for the pool's edge. Make sure the base material around the pool is well compacted before installing pavers. Safety covers can also be installed over pavers with the use of special anchors.

WHAT ARE THE BENEFITS OF SEALING MY PAVERS? HOW LONG DO I NEED TO WAIT BEFORE I APPLY A SEALER?

Sealers help resist stain and may enhance the color. Some can also bind the sand in the joints to make it difficult for weeds to germinate. As a rule of thumb we generally want you to wait at least six months to allow any efflorescence to appear. Prior to the application of any sealers, the pavers must be cleaned with an appropriate product to remove dirt and efflorescence.

CAN NICOLOCK PAVERS BE USED FOR MY DRIVEWAY?

Absolutely! For residential driveways, 8" to 12" of compacted base material is recommended. A standard 2-3/8" thick paver can be used for light vehicular (cars & pickup trucks) applications. A herringbone pattern is most suitable in these situations. (Not applicable for Stone Ridge XL, Alpine series and Nicostone products.)

WILL WEEDS GROW BETWEEN MY PAVERS?

Weeds and grass between pavers occur when seeds or spores lodge in the joints between pavers. They will not grow from underneath. This can be minimized by using polymeric sand or mixing a pre-emergent granular weed killer into the joint sand. If weeds do appear, a spot vegetation killer (such as Round-Up™) can be used and will not damage the pavers.

CAN I SHOVEL AND PLOW MY PAVERS?

Pavers can be plowed and shoveled just like asphalt, concrete and other pavement materials. In fact, snow and ice will normally melt faster because of the joints around the pavers. A plow blade with a rubber edge is recommended when needed. Do not use sharp objects to chop ice as they can damage the pavers.

WHAT SHOULD I USE TO MELT SNOW AND ICE ON MY PAVERS?

Nicolock recommends sand for slip resistance as it is the most environmentally friendly product for use on concrete products to make sure surfaces are skid and slip resistant.

If a de-icing product is used, Nicolock recommends using only NaCl (rock salt) and should be used sparingly, following the manufacturer's instructions. Once ice is loosened, remove immediately to avoid buildup of the de-icing agent.

De-icing agents of any kind are not recommended for our Nicostone line. We recommend using only sand for providing skid and slip resistance.

I'VE GOT A RAILROAD TIE WALL THAT IS ROTTING AND FALLING DOWN. WHAT CAN I DO?

Our segmental retaining wall systems provide an excellent solution to this problem. They are strong and will last a lifetime. Nicolock offers several different wall systems to meet your needs.

WHAT IS GEOGRID AND WHEN SHOULD IT BE USED?

As a rule of thumb, all walls over 3' high should be reinforced with geogrid. Geogrid is placed between the layers of block at different intervals to stabilize the soil behind the retaining wall and secure the wall face to the earth behind it. The height of the finished wall, soil characteristics, and the pressure on the wall caused by slopes, structures, and/or paved areas all affect the proper placement and lengths of geogrid.

WHAT IS RECONSTITUTED STONE?

Reconstituted Stone – is manufactured from the highest grade materials and will last for years. It is hand crafted, with molds taken from original natural stone for an authentic appearance. Nicostone products are a consistent thickness and are therefore easy to lay.

Colors – shades are subtle and subject to slight variations, especially highlighted in the weathered shades where many products are hand made to ensure a completely random, natural look. Colors will appear different depending upon the prevailing conditions such as sunlight, heavy shade or rain.

Therefore it is advisable to check the color and appearance of the actual product samples in dry daylight conditions before purchasing. Where possible, products should also be selected from the same production batch. Reconstituted stone will weather over time in a fashion similar to natural stone.

PAVING SLAB AND WALLSTONE COLOR

Please note that some products have a multi-color mix where the manufacturing process means that different color percentages are likely selected from multiple pallets prior to installation. Choose from three to five different packs.

Multi-colored products are produced randomly, therefore color proportions in different slabs may vary widely.

APPLICATION/SUITABILITY

Unless otherwise stated, the Nicostone materials featured in this catalog are intended for use in residential landscape projects. Nicostone decorative slabs are not suitable for driveways. The manufacturer cannot accept any liability where products have been used for any inappropriate purpose.

In the unlikely event of products reaching you in a less than satisfactory condition, please contact your local distributor directly, allowing time for the rejected product to be replaced. If a complaint is raised after laying the product, Nicostone cannot accept responsibility for any defect.

De-icing salts should not be used on Nicostone slabs.

SIZES & JOINT WIDTHS

All dimensions quoted in this catalog are nominal and are for guidance only. Actual sizes will vary, particularly on the products designed to replicate natural stone which have features such as riven profiles and fettled edges. Where space is critical, Nicostone recommends dry laying the product to check area required.

When laying random slabs and circles, and in particular Old Town Flagstone Paving Slabs with their fettled edges, joint widths will depend on the slab type & laying pattern chosen and will be variable – from approximately 1/2" to 1".

HANDLING

Standard manual handling techniques should be adopted when handling products. Some products in the Nicostone range are heavy or an awkward shape to lift and it is recommended that suitable lifting equipment be used for these products. Always wear gloves and safety footwear when handling product.

If product is to be cut, always wear safety goggles and when using a high speed saw also wear suitable respiratory protection, such as a dust mask.

Before removing wrapping or banding, ensure that the products are on level ground or retained in some way to prevent them from tipping over. When removing, shrink wrapping and banding use the appropriate cutting tools; also it is recommended that safety goggles are worn.

Product should always be handled with care as breakages, chipping and other damage may result from mishandling. Minor scuffing can occur due to movement in transit and will generally disappear in time. If in doubt do not install the product, consult your Nicolock Territory Manager.

SPECIAL NOTES

All measurements are nominal. Dimensions include the joint widths when fully installed. Dimensions/height: May vary up to ¼" due to unique manufacturing technique. Nicostone provides only general installation guidelines, climate and soil conditions may vary by region.


PATTERNS

Patterns, whether simple or complex, help to define a paved area and add your own personality to your project. The following are examples of popular patterns.

RUNNING BOND

Products that can be used:

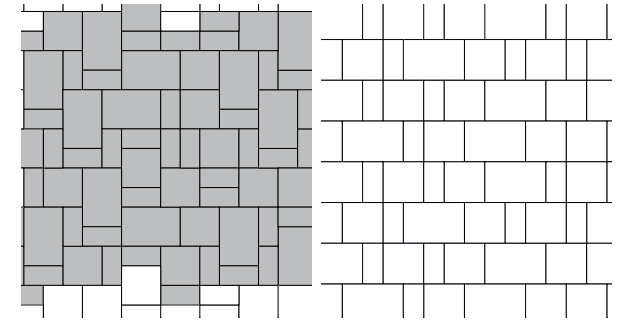
Plank Paver
Ridge Brick
Rustico 6x6
Rustico 6x9
Holland Stone
Colonial Cobble 1.5 Normal
Heritage Slab
Old Vienna with paver-shield™
The Montauk
Euro Cobble
Eco-Ridge
SF-Rima



RANDOM 3-PIECE RECTANGULAR & STAGGERED RUNNING BOND

Products that can be used:


Stone Ridge
Stone Ridge Contemporary
Alpine Ridge
Alpine Contemporary
Blue Ridge
Eco-Tre
Natural Cleft Flagstone (Individual Sizes)
Thermal Finish Flagstone (Individual Sizes)



HERRINGBONE

Products that can be used:


Plank Paver
Ridge Brick
Rustico 6x9
Holland Stone
Colonial Cobble 1.5 Normal
Old Vienna with paver-shield™
Eco-Ridge



RANDOM 3-PIECE SQUARE & DIAGONAL PATTERN

Products that can be used:

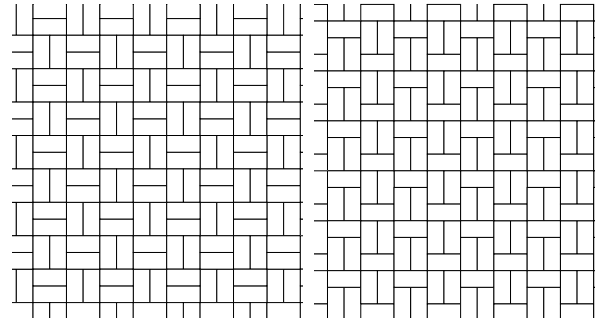
Stone Ridge XL



BASKET WEAVE

Products that can be used:


Plank Paver
Ridge Brick
Holland Stone
Old Vienna with paver-shield™
Eco-Ridge



RANDOM 6-PIECE PATIO PACK

Products that can be used:


Natural Cleft Flagstone Patio Pack
Thermal Finish Flagstone Patio Pack
Old Town Flagstone Patio Pack



RANDOM 4-PIECE

Products that can be used:


Rustico 4 Pc Combo



FRENCH ASHLER PATTERN

Products that can be used:


Versailles Travertine



MODIFIED HERRINGBONE & '1' PATTERN

Products that can be used:

Rustico 6x6 & 6x9



Please use patterns as a reference to get you started. The diagrams shown may require additional material if followed directly.



NICOLOCK[®]
PAVING STONES • RETAINING WALLS • OUTDOOR LIVING



New York | Corporate Headquarters
612 Muncy Avenue • Lindenhurst, NY 11757
P: 631.669.0700 • F: 631.669.0711

Nicostone by Nicolock
200 Henry Street • Lindenhurst, NY 11757
P: 631.669.0600 • F: 631.669.8052

Albany
801 Watervliet Shaker Road • Latham, NY 12110
P: 518.888.2731 • F: 518.252.4937

New Jersey
482 Houses Corner Rd • Sparta, NJ 07871
P: 551.232.6443 • F: 973.425.5188

New Jersey Design Center
620 Cedar Swamp Road • Jackson, NJ 08527
P: 201.932.4500 • F: 732.960.9950

NPS Outdoor Living Showroom
9 Aaron Way • Sparta, NJ 07871
P: 908.482.8483

New England
99 Stoddard Avenue • North Haven, CT 06473
P: 203.234.2800 • F: 203.985.0381

Massachusetts
168 Mendon Street • Bellingham, MA 02019
P: 508.298.2243 • F: 508.590.7678

Maryland
8400 Progress Court • Frederick, MD 21701
P: 301.620.0100 • F: 301.620.0007

Delaware
1000 South Market Street • Wilmington, DE 19801
P: 302.981.0986 • F: 302.691.4500

Virginia
9135 Barricade Lane • Mechanicsville, VA 23116
P: 571.332.3513 • F: 571.406.1251

North Carolina
5412 US 70 • Durham, NC 27705
P: 919.885.5397

