

# GIFT OF THE ANCIENT SEA

residential building and landscape stone



EDEN BUILDING STONE EDITION 1.2

Eden Country Manor





*Stone: Oakfield Country Manor  
with Eden Landscaping and Paving Products*

PRIVATE RESIDENCE





## *When Quality Matters, Eden Stone is the Choice*

At Eden Stone, it is our job to extract and refine what nature created. Our quarries produce Type III Dolomitic Limestone and Quartzitic Sandstone which are unique products in strength and durability. Our highly trained staff finishes each piece of stone to make sure it is trimmed, sized and packaged properly so it is ready for installation as soon as you get it. This attention to detail ensures that your stone will be prepared for installation upon delivery, saving you and your mason time and money on site.

We can customize any veneer product that you like by combining materials from different quarries, adjusting percentages of colors, sizes and treatments to help you achieve your personal custom effect. Your final product is only limited by your imagination.

The beauty of natural stone is found in the diverse textures, rich hues and the characteristics that nature provides. Each of our eight quarry locations produce a diverse spectrum of material that can vary from one vein to the next.

We make every effort to capture the beauty and natural differences of our stone through photography but nothing is as good as the real thing. We recommend viewing a physical sample of your selected product before you place your final order.



# Country Manor<sup>®</sup>

## EDEN/OAKFIELD CUSTOM

Eden/Oakfield Custom  
Country Manor

Country Manor represents several different types of natural colors and textures intended to complement your design. The surface textures, shown here, are defined by a custom blend of 50% Eden Machine Cut Veneer, 10% Seamface, 30% Eden Bedface and 10% Oakfield Bedface. Colors for an Eden and Oakfield blend will vary from white, gray and warm golden tones that will become more buff with time and exposure.



Eden/Oakfield Custom Country  
Manor with Eden radius coping



## *Gift of the Ancient Sea*

Eden Stone Company maintains eight quarry operations throughout Wisconsin. The sedimentary stone that we quarry today was buried under the ancient sea for millions of years. Through time, the combined effects of water and wind erosion, temperature and pressure created some of the most beautiful, natural stone in the world – Limestone. The Niagara Dolomitic Limestone we quarry in Wisconsin also is some of the most durable natural stone in the world.



Eden/Oakfield Custom  
Country Manor  
with custom Eden arches







# Country Manor<sup>®</sup>

OAKFIELD | CHILTON | MOUNTAIN CREST

Oakfield Country Manor




Country Manor is a versatile product, rich in character and variety. Oakfield Country Manor will have more textured surface characteristics with a slightly more buff color. Chilton Country Manor has a distinctive color mix from grays, lavenders, slight buff to slight blue tones. Mountain Crest Country Manor consists of deep grays and buff tones with a rustic texture.

Chilton Country Manor



Mountain Crest  
Country Manor



Chilton Country Manor







Eden/Chilton/Valders Country Manor  
Dimensional Tumbled



Oakfield Country Manor





Eden Country Manor

Buckingham  
Country Manor

Chestnut  
Country Manor


# Country Manor®

EDEN | BUCKINGHAM | CHESTNUT

Eden Country Manor consists of gray and buff tones similar to Mountain Crest with a smooth surface texture. Buckingham Country Manor is a blend of 50% Oakfield Machine Cut Veneer (buff, gray, and white tones), 10% Oakfield Seamface and 40% Buckingham Bedface. This blend consists of textured limestone available in rich browns, tans and buff colors. Chestnut Country Manor comes in a natural blend of tans, browns and rust colors.



Buckingham Country Manor





Eden Country Manor



Chestnut Country Manor



Chestnut Country Manor





# Royal Chateau<sup>®</sup>

EDEN | CHILTON | MOUNTAIN CREST | VALDERS

Royal Chateau has a formal, elegant appearance with natural bedface surface textures and may be rockfaced for added visual appeal. Dimensionally cut top and bottom edges with snapped ends make the installation easier and more cost effective. Royal Chateau is typically supplied in heights from 2 1/4" to 21 1/2" depending on the overall "scale" of the project. Royal Chateau is also available tumbled for an antiqued appearance.



Chilton Royal Chateau



Eden Royal Chateau Tumbled






Eden Royal Chateau



Chilton Royal Chateau



Mountain Crest  
Royal Chateau



Valders Royal Chateau





# Machine Cut Veneer

EDEN | CHILTON | OAKFIELD | MOUNTAIN CREST

Machine Cut Veneer (MCV) is quarried in layers of naturally bedded stone and is typically set with a splitface exposure, revealing the natural lines and textures within the material. Machine Cut Veneer can also be rockfaced for added character or tumbled for a softer, more weathered look. Eden MCV comes in white to light gray. Chilton MCV has a mixture of color from grays to slight blues and lavenders. Oakfield MCV has a combination of buff, gray and white color tones. Mountain Crest reveals buff to gray tones that will turn more buff with time.



Oakfield Machine Cut Veneer

Eden  
Machine Cut Veneer


Chilton  
Machine Cut Veneer



Chilton Machine Cut Veneer



Eden Machine Cut Veneer



Eden/Oakfield Machine Cut Veneer



Oakfield  
Machine Cut Veneer



Mountain Crest  
Machine Cut Veneer





# Machine Cut Veneer

EDEN | EMPIRE | VALDERS  
FOND DU LAC

Machine cut veneer is a great choice for a rugged, classic layout in your project. No two patterns will ever be the same! Tumbling and rockfacing treatments add dimension and character. Eden

material will vary from light to dark gray and turn more buff with time and exposure. Empire material ranges in color from buff to rust with a hint of burnt sienna. Valders MCV is offered in a full color range of buff, dovewhite and gray. Fond du Lac blend combines the smooth, solid hues of Eden with the diverse sparkle of Oakfield to create a deep palette of buff to gray tones.



Eden Machine Cut Veneer Tumbled



Empire Machine Cut Veneer



Valders Machine Cut Veneer



Fond du Lac Machine Cut Veneer



Eden Machine Cut Veneer Tumbled





Eden and Valders Machine Cut Veneer with Valders custom arches








Valders Dovewhite custom lanterns,  
pavers and wall caps

# *Dimensional Sawed Veneer*

VALDERS®

Dimensional Sawed Veneer can be used in a variety of applications to create looks from modern to classic. All of our Valders sawn veneer begins as a splitfaced product that can be tumbled or rockfaced for added dimension. Colors available include buff, dovewhite, gray and river bluff.



Valders Dimensional  
Sawed Veneer



Valders Buff and Dark Buff  
Dimensional Sawed Veneer Rockfaced



Valders Dovewhite Dimensional  
Sawed Veneer Rockfaced with  
Valders Dovewhite cut stone trim



Valders Dovewhite and Buff  
Dimensional Sawed Veneer Splitfaced  
with cut stone accents







# Heritage Antique®

OAKFIELD | EDEN | CHILTON | CHESTNUT | MOUNTAIN CREST



Eden Heritage Antique

Heritage Antique provides a unique blend of textures and shapes using 60% Tumbled Machine Cut Veneer, 30% Tumbled Webstone and 10% Tumbled Seamface. The color palette is equally varied with color choices available in Oakfield, Eden, Mountain Crest, Chilton, and Chestnut.

Oakfield  
Heritage Antique

Eden  
Heritage Antique





Oakfield Heritage Antique  
custom bedface surround



Chilton  
Heritage Antique

Chestnut  
Heritage Antique

Mountain Crest  
Heritage Antique





Chilton Webstone

# Webstone

EDEN | CHILTON | OAKFIELD  
CHESTNUT | BUCKINGHAM  
MOUNTAIN CREST | PALOMINO



Eden Webstone



Chilton Webstone



Oakfield Webstone



Chestnut Webstone

Creating a rustic mosaic is easy with Webstone. The organic shapes and textures lend a relaxed elegance to your design, and it's guaranteed that no two pieces will ever be alike. Our signature Webstone product is our Palomino blend. Traditionally, Palomino was created with 50% Eden and 50% Buckingham material but the addition of our Windsor's golden tones soften the contrast for a beautifully warm effect.



Chestnut Webstone



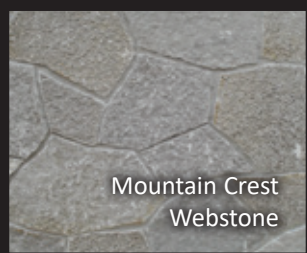
Oakfield Webstone Tumbled



Palomino Webstone with Windsor  
and a Valders Buff fireplace surround



Buckingham Webstone



Mountain Crest  
Webstone



Palomino Webstone





Chilton Weathered Edge  
with Red



Chilton Weathered Edge  
without Red



Oakfield Weathered Edge



Winnebago



# Weathered Edge

CHILTON | OAKFIELD | WINNEBAGO®  
WINDSOR | WEATHERED BAGO

Weathered Edge material showcases the rare surface of the stone that was exposed to the elements. Kissed by nature, the colors and textures of Weathered Edge developed over millions of years as water and wind erosion enhanced the stratification lines of

this beautiful  
sedimentary  
material.



Chilton Weathered Edge with Red



Windsor Tumbled





Windsor



Windsor Tumbled



Weathered Bago  
with Red



Oakfield Weathered Edge with  
Eden Bedface Arches



Winnebago




Windsor  
with Eden steps



# Custom Weathered Bago

## CHILTON WEATHERED EDGE/WINNEBAGO/WINDSOR

Custom Weathered Bago adds Windsor to the traditional Weathered Bago blend of Chilton Weathered Edge and Winnebago sandstone. The palette is similar to Jericho but adds the richness of beautiful burnt sienna sandstone to enhance the warm tones.



Custom Weathered Bago



Custom Weathered Bago



Custom Weathered Bago with Valders Buff Sandblasted Pavers



Custom Weathered Bago



Jericho no Red  
with Chilton MCV



Jericho  
with Red



Jericho no Red  
with Chilton MCV



# Jericho

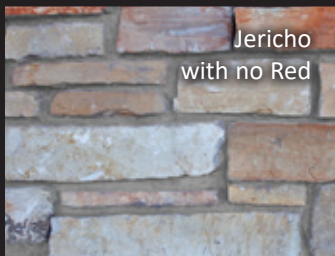
## CHILTON WEATHERED EDGE/WINDSOR

Jericho is a unique blend of Windsor and Chilton Weathered Edge and is available with or without the deep red tones found in some Weathered Chilton. A custom version of Jericho (no red) incorporating Chilton Machine Cut veneer was used on this beautiful prairie-style residence designed by renowned architect Faye Jones. The deep gray tones add a cool contrast to the traditionally warm Jericho blend.

Jericho  
with Red



Jericho  
with no Red








# Boulder Collection

ROUND SIDE OUT | SPLIT FIELD STONE | POLAR CHUNKS

Granite Boulders create a naturally rugged look that can complement either traditional or contemporary designs. Granite Boulders are also used for landscaping. Split Field Stone taps into the natural color intensity of Granite Boulders by splitting the stones and laying them up with the flatter split side exposed. Valders Polar Chunks are fractured limestone "chunks" of stone having random shapes and rugged surface textures available in white to slight buff color.



Round Side Out Boulders




Split Field Stone



Split Field Stone



Valders Polar Chunks



Valders Polar Chunks



# Why Thin Veneer?

All of our Eden and Valdars full veneer products are available as thin veneer. Thin veneer is approximately  $\frac{3}{4}$ " to  $1\frac{1}{4}$ " thick, compared to 4" nominal bed depth for full veneer thickness. This allows thin veneer to be applied directly to a wall without the need of a structural support system or brick



ledge. You can apply natural stone just about anywhere, due to the light weight of thin veneer and the ability to apply it to most substrates. The difference in weight of thin products versus full veneer quadruples the square footage that can be shipped by the truckload. This saves on freight costs and energy consumption to deliver the product, helping to achieve eco-friendly project goals and/or Green building design considerations.

## Stone Treatments

TUMBLLED | ROCKFACED | SPLITFACED



### TUMBLLED TREATMENT

Tumbling adds an antiqued or aged appearance to your veneer by softening sharp edges.




### SPLITFACED TREATMENT

Machine Cut or Splitfaced edges are created by snapping material to size with a hydraulic guillotine. The resulting surface exposes the core of the stone and the natural elements within.



### HAND ROCKFACED TREATMENT

Each piece of stone is dressed by the hand of our talented craftsmen to enhance the rugged character of its profile.




### MACHINE ROCKFACED TREATMENT

Available only on our Dimensional Cut Stone material, this feature applies a mechanical chisel to add depth and character to the profile of your piece.



*character. beauty. satisfaction.*



EDEN STONE COMPANY, INC.

W4520 Lime Road | Eden, WI 53019 | P: 800.472.2521 | F: 920.477.7000 | [www.edenstone.net](http://www.edenstone.net)

VALDERS STONE & MARBLE, INC.

318 West Washington Street | Valders, WI 54245 | P: 800.569.2156 | F: 920.775.4087 | [www.valdersstone.com](http://www.valdersstone.com)

QUARRY LOCATIONS

Eden • Chilton • Oakfield • Stevens Point • Valders

Let Eden Stone Company provide you with additional building stone options from our Valders Stone & Marble quarry or landscaping solutions from both our Eden and Valders operations.



Valders Dovewhite residential entrance featuring custom radiused arch and Flamed pavers




Valders Buff Flamed Royal Chateau veneer, pavers, steps and wall caps  
Private Residence



Valders Royal Chateau Full Color Range Flamed finish with Buff Flamed surround



Eden Outcropping



Eden custom steps



Valders Mailbox (colors and finishes from left to right) Gray Flamed, Buff Honed, Buff Flamed and Brushed



Eden custom signage surrounded by Field Stone retaining wall and Character Boulders

The following are registered ® trademarks or service marks of Eden Stone Company, Inc., Contemporary Blend, Country Manor, Eden, Eden & Design, Heritage Antique, Royal Chateau, Valders, Valders (Stylized) and Winnebago. Gunmetal Granite is also TM registered within the State of Wisconsin only.