

THE NICOLock WALL COLLECTION



Landscape Walls | Retaining Walls | Garden Walls



Nicolock Walls are available in a variety of styles and include features designed for multiple applications. To help you select the best wall for your installation, please review the chart below. Additional information is included on each product page.

WALL STYLE	SYSTEM		CORNERS	WALL HEIGHTS*		ALIGNMENT	SETBACK	CORE	FEATURES	OUTDOOR LIVING KITS
				GRAVITY (+/-)	REINFORCED (+/-)					
LANDSCAPE WALLS – Ideal for retaining, free-standing seat walls and many other outdoor living features										
Mini Colonial	4-Piece	N/A	Yes/Split	1.5'	N/A	Concrete Adhesive	Vertical	Solid	Double Sided	N/A
5" Colonial	4-Piece	Yes	Yes/Split	2.5'	6'	Tongue & Groove	Vertical or 1.5"	Solid	Double Sided	N/A
6" Colonial	4-Piece	N/A	Yes/Split	1.5'	N/A	Concrete Adhesive	Vertical	Solid	Double Sided	N/A
Verona	1-Piece	N/A	Yes	1.5'	N/A	Concrete Adhesive	Vertical	Solid	Double Sided	Yes
Stonegate®	3-Piece	Yes	Yes	2.5'	6'	Pin	Vertical or 1"	Solid	Double Sided	Yes
Claremont	2-Piece	N/A	Yes	1.5'	N/A	Concrete Adhesive	Vertical	Solid	Double Sided	N/A
Belvedere	6-Piece	Yes	Yes	2.0'	6'	Concrete Adhesive	1/2"	Solid	Double Sided	Yes
Kodah	4-Piece	Yes	Yes	2.5'	6'	Concrete Adhesive	3/4"	Solid	Double Sided	Yes
RETAINING WALLS – Walls built for earth retention suitable for residential or commercial installations										
Firma®	1-Piece	Yes	Yes	3.0'	12'	Tongue & Groove	3/4"	Solid	Single Sided	N/A
Everloc™	1-Piece	Yes	Yes	3.0'	15'	Tongue & Groove	1"	Hollow	Single Sided	N/A
Alta	1-Piece	Yes	Yes	3.0'	12'	Rear Lip	1"	Hollow	Single Sided	N/A
Alta Pro	1-Piece	Yes	Yes	3.0'	40'	Rear Lip	1"	Hollow	Single Sided	N/A
Trinity®	1-Piece	Yes	Yes	3.0'	40'	Lug/Built In	1"	Hollow	Single Sided	N/A
Compac III	1-Piece	Yes	Yes	3.0'	40'	Pin	Near Vertical or 1"	Hollow	Single Sided	N/A
Outcropping	12-Piece	Yes	Yes	6'	15'	Shear Heel Lugs	14 Degrees	Solid	Single Sided	N/A
GARDEN WALLS – Perfect for tree rings, edgings, garden borders and low retaining wall installations										
Serafina	1-Piece	N/A	N/A	1.5'	N/A	Concrete Adhesive	Vertical	Solid	Double Sided	Yes
Mountain Block	2-Piece	N/A	N/A	1.5'	N/A	Concrete Adhesive	Vertical or 1"	Solid	Single Sided	Yes
Garden Wall	1-Piece	N/A	N/A	1.5'	N/A	Rear Lip	1"	Solid	Single Sided	N/A

*Wall heights shown are intended as a guide and not for construction purposes. **Note:** Gravity walls rely on unit weight and unit set-back to retain soils. Reinforced walls rely on unit weight, unit set-back and geogrid to retain and stabilize soils.



The symbol signifies that this product is suitable for building elevated wall heights using geogrid reinforcement or other design methods. Consult a licensed engineer for design assistance.

Think color. Think Nicolock.

One look and you'll appreciate Nicolock's exceptional color palette – rich, deep and brilliant. And when it comes to choosing the perfect wall to suit any style, look no further than The Nicolock Wall Collection. We make it easy to choose the perfect wall for any residential or commercial installation. Look for Nicolock, where beauty, durability and functionality meet.



5" Colonial Wall | Westchester Blend

- **Landscape Walls** 4
 - Mini Colonial Wall 5
 - 6" Colonial Wall5
 - 5" Colonial Wall6
 - Verona Wall 7
 - Stonegate® Contemporary Wall 8
 - Claremont Wall..... 9
 - Belvedere Wall..... 10
 - Kodah Wall..... 11

- **Retaining Walls** 12
 - Firma® Wall13
 - Everloc™ 810 Express Wall.....14
 - Alta Wall15
 - Alta Pro Wall 16
 - Trinity Wall 17
 - Keystone® Compac III Straight Split.....18
 - Outcropping 19

- **Garden Walls** 20
 - Garden Wall.....21
 - Serafina Wall..... 22
 - Mountain Block 23

- **Piers • Caps • Coping**24
 - Colonial Piers.....25
 - Verona Pier 25
 - Stonegate® Contemporary Pier 26
 - Nantucket Pre- Built Pier..... 26
 - Pier Caps26
 - Belvedere Pier 27
 - Claremont Pier..... 27
 - Kodah Pier 27
 - Wall Coping & Caps 28

- **Retaining Wall Installation Guide**34


LIFETIME WARRANTY

Nicolock provides a limited lifetime warranty on the structural integrity of its manufactured product line used in residential applications. Nicolock pavers are warrantied for as long as you own your home and are transferable to the next owner should you sell. Nicolock products installed in accordance with our guidelines and industry standards that are deemed to be structurally defective will be replaced with product of equal value. Removal and replacement labor cost is not the responsibility of Nicolock. Regarding de-icing products, Nicolock recommends sand for slip resistance as it is the most environmentally friendly product for use on concrete products to make sure surfaces are skid and slip resistant. If a de-icing product is used, Nicolock recommends using only NaCl (rock salt) and should be used sparingly, following the manufacturer's instructions. Once ice is loosened, remove immediately to avoid buildup of the de-icing agent. De-icing agents of any kind are not recommended for our Nicostone line.

Color matching and product availability are not guaranteed. Proof of purchase and/or installation contract must be made available prior to or at the time of inspection by an authorized Nicolock representative. Other exclusions apply.

Nicolock / Nicolcia Concrete Products is the owner or authorized user of all patents and trademarks for products and designs illustrated herein. Firma®, Checker Block®, Sante-Euro® & paver-**shield**® are examples of registered trademarks of Nicolcia Concrete Products. SF-Rima® is a trademark of SF Concrete Technology, Inc. Trinity® is a trademark of Earth Reinforcement Technologies. • US Patent # : Firma® 6,082,933.

LANDSCAPE WALLS

A close-up photograph of a stone retaining wall. The wall is constructed from large, irregular, grey and tan stones. In the foreground, there is a bed of dark brown mulch with several green plants, possibly hostas, growing. The background shows more of the wall and some greenery. The overall scene is a well-maintained garden.

Outdoor areas of any size or shape will be transformed with Nicolock's Landscape Wall Collection. Nicolock has the perfect selection of walls that will not only bring definition to your outdoor space but also work in harmony with the colors of our pavers. Strength, beauty and functionality are the hallmarks of Nicolock's wall stones, so you can build with confidence.

COLONIAL WALL SYSTEMS | The charming Colonial Wall System features a distinctive double-sided face, offered in hard-split rock face finish. It is available in three face lengths and includes corner units (packaged on a combined pallet). You can build the 3" or 6" wall individually or combine them for added dimension. There is also a prepackaged Colonial Pier to add the finishing touch to your wall.



Mini Colonial Wall | Adobe Blend




6" Colonial Wall | Graphite Pearl Blend

MINI COLONIAL WALL

HEIGHT	WIDTH	DEPTH	SF / PALLET	PCS / PALLET	LBS / PALLET
3"	16"	9"	35	30	3,921
3"	12"	9"		50	
3"	9"	9"		50	
3"	16"	9"		20 Corner Pieces	



3" x 16" x 9"



3" x 12" x 9"




3" x 9" x 9"



Corner: 3" x 16" x 9"

6" COLONIAL WALL

HEIGHT	WIDTH	DEPTH	SF / PALLET	PCS / PALLET	LBS / PALLET
6"	16"	9"	35	15	4,068
6"	12"	9"		25	
6"	9"	9"		25	
6"	16"	9"		10 Corner Pieces	




6" x 16" x 9"



6" x 12" x 9"




6" x 9" x 9"



Corner: 6" x 16" x 9"

TOP SELLERS:




Chesapeake Blend*

Granite City Blend


South Bay Blend

Travertina*


Westchester Blend



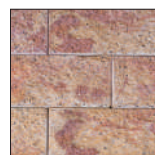
Adobe Blend




Bluestone*



Cappuccino Blend




Crab Orchard Blend



Fire Island Blend



Golden Brown Blend




Graphite Pearl Blend*



Lilac Blend



Mocha Blend



Oyster Blend

*Premium Color


LANDSCAPE WALLS

5" COLONIAL WALL | The 5" Colonial Wall is offered in hard-split rock face finish. It features a double-sided face, available in three face lengths and includes corner units (packaged on a combined pallet). The tongue and groove locking mechanism will ensure a solid connection and helps facilitate rapid installation. It is perfect for a wide range of applications from garden and free-standing walls to fire pits. There is also a prepackaged Colonial Pier to add the finishing touch to your wall.




5" Colonial Wall | Travertina


TOP SELLERS:




Chesapeake Blend*



Granite City Blend




Travertina*



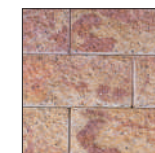
Westchester Blend




Adobe Blend



Bluestone*




Crab Orchard Blend



Fire Island Blend




Golden Brown Blend




Oyster Blend


HEIGHT	WIDTH	DEPTH	SF / PALLET	PCS / PALLET	LBS / PALLET
5"	16"	9"	35	18	3,548
5"	12"	9"		30	
5"	9"	9"		30	
5"	16"	9"		12 Corner Pieces	




5" x 16" x 9"



5" x 12" x 9"



5" x 9" x 9"



Corner:
5" x 16" x 9"




*Premium Color

VERONA WALL |

The Verona Wall's antiqued double-sided finish mirrors the look of natural stone. It's a versatile wall to construct almost any outdoor feature including free-standing walls, steps, outdoor kitchens and fireplaces. You can also build Verona Piers to complement your wall.



Verona Wall | Westchester Blend



4" x 12" x 8"

HEIGHT	WIDTH	DEPTH	PCS / SF	SF / PALLET	PCS / PALLET	LBS / PALLET
4"	12"	8"	3	32	96	2,650

Verona Wall Contemporary is also available (smooth edge)


TOP SELLERS:




Golden Brown Blend




Granite City Blend



South Bay Blend




Westchester Blend



Adobe Blend



Bluestone*



Charcoal



Chesapeake Blend*



Crab Orchard Blend



Graphite Pearl Blend*



Oceanic Blue*



Oyster Blend



Travertina*

*Premium Color

LANDSCAPE WALLS

STONEGATE® CONTEMPORARY WALL | The 3-piece Stonegate® Contemporary Wall System features a unique, modern contemporary finish on three sides. It's offered in three face lengths (packaged on the same pallet) and available in a cap.



TOP SELLERS:



Golden Brown Blend




Granite City Blend




South Bay Blend



Travertina*




Westchester Blend




Adobe Blend



Bluestone*



Charcoal



Chesapeake Blend*



Crab Orchard Blend



Graphite Pearl Blend*



Oceanic Blue*



Oyster Blend

*Premium Color

- Versatile wall system. One pallet does it all, retaining, free-standing, seating walls and columns
- Specialized pin system allows vertical to 1" setback build
- Excellent for straight, curved and terraced wall designs

HEIGHT	WIDTH	DEPTH	SF / PALLET	PCS / PALLET	LBS / PALLET
6	16"/14"	10"	30	60	2,623
6"	12"/10"	10"			
6"	6"/4"	10"			
3"	12"/10"	11"	66 l.f.	72	2,033

Made in New York, additional freight rates may apply.



6" x 16"/14" x 10"



6" x 12"/10" x 10"



6" x 6"/4" x 10"



Cap: 3" x 12"/10" x 11"
SOLD SEPARATELY




CLAREMONT WALL | Linear, horizontal proportions evoke a contemporary yet classic stone appearance. Each unit is finished on both the front and back surfaces, allowing for both freestanding and retaining walls. Crisp, chiseled stone texture is indistinguishable from natural-shaped, limestone drywall.



Claremont Wall | York Brown

HEIGHT	WIDTH	DEPTH	SF / PALLET	PCS / PALLET	LBS / PALLET
4"	24"	8"	29	25	2,800
4"	18"	8"		25	
4"	22"	8"	40	40 Corner Pieces	2,200



4" x 24" x 8"



4" x 18" x 8"



Corner: 4" x 22" x 8"



Bluestone



Mocha



York Brown



ROSETTA
By Nicolock

LANDSCAPE WALLS

BELVEDERE WALL | A Belvedere Wall provides the rich texture of quarried stone for an organic finish without the expense. Create warm, rustic silhouettes with Belvedere.



Belvedere Wall | Mocha



HEIGHT	WIDTH	DEPTH	SF / PALLET	PCS / PALLET	LBS / PALLET
3"	18"	9"	27	12	2,475
6"	18"	9"		12	
3"	12"	9"		12	
6"	12"	9"		12	
3"	6"	9"		12	
6"	6"	9"		12	



Bluestone



Mocha




York Brown



KODAH WALL | Kodah Wall is a one-of-a-kind large scale retaining wall system. Its modern, linear proportions combined with its rough, quarried stone texture make it perfect for a variety of applications. The Kodah Wall also makes it easier than ever to provide you with the big block look without the over the top installation costs.



Kodah Wall | York Brown



Bluestone



Mocha






York Brown




ROSETTA
By Nicolock

HEIGHT	WIDTH	DEPTH	SF / PALLET	PCS / PALLET	LBS / PALLET
6"	42"	10½"	21	6	2,400
6"	30"	10½"		3	
6"	21"	10½"		6	
6"	12"	10½"		3	
6"	21"	10½"	31½	24 Corner Pieces	2,400



RETAINING WALLS




Nicolock's retaining walls are available in a wide variety of styles and colors, offering numerous design possibilities. Our retaining walls can be used to create a barrier to prevent erosion or capture additional outdoor space by leveling the grade that might otherwise be uneven or sloped. Typically, a retaining wall may be part of a system that includes geogrid and may require engineering. You can count on Nicolock's residential and commercial retaining walls to add natural beauty to any outdoor space.

FIRMA® WALL | The Firma® Wall is a segmental retaining wall with a natural split-face texture. Its classic line complements any natural or architectural landscape. A solid block with tapered sides, this wall system combines rich color, form and function into your project.




Firma Wall | Crab Orchard Blend

HEIGHT	WIDTH	DEPTH	PCS / SF	SF / PALLET	PCS / PALLET	LBS / PALLET
6"	16"	12"	1.5	26.6	40	3,187



6" x 16" x 12"



Adobe Blend



Crab Orchard Blend



Golden Brown Blend



Granite City Blend



Oyster Blend

RETAINING WALLS


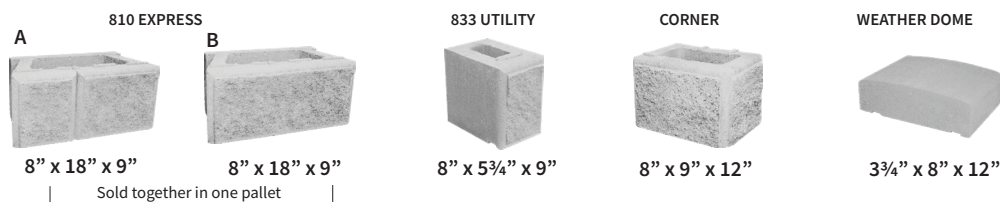
EVERLOC™ 810 EXPRESS WALL | Everloc™ is a lightweight, one-square foot retaining wall system. Dress joints and radius edges create a three-piece, random appearance from one basic shape. System consists of a wall unit, corner, utility (to maintain bond at ninety degree outside corners) and a cap. Hollow core design and unique locking mechanism allows for quick and easy installation. Everloc™ is a user friendly system with little to no saw cutting due to its cutting edge corner and utility combo design.



Everloc™ 180 Express Wall | Adobe Blend

PRODUCT	HEIGHT	WIDTH	DEPTH	SF / PALLET	PCS / PALLET	LBS / PALLET
810 EXPRESS A	8"	18"	9"	40	40	1,793
810 EXPRESS B	8"	18"	9"			
833 UTILITY	8"	5¾"	9"	31	96	1,227
CORNER UNIT	8"	9"	12"	37.33	64	1,495
WEATHER DOME CAP	3¾"	8"	12"	64 l.f.	96	1,566


- Lighter weight = faster installation, less freight
- Multi-piece look in a single piece system
- Bidirectional locking mechanism assists in installation speed



Adobe Blend



Golden Brown Blend



Granite City Blend

ALTA WALL | Alta Wall is a versatile wall for everyday landscape applications. Its tapered design simplifies installation of inside and outside curves so you can design with freedom. The hollow core design and rear lip connection make this wall system a go to system for professionals.



Alta Wall | Granite City Blend


HEIGHT	WIDTH	DEPTH	PCS / SF	SF / PALLET	PCS / PALLET	LBS / PALLET
6"	16"	12"	1.5	26.6	40	1,962
6"	8"	12"	2	24	48 Corner Pieces	2,164



6" x 16" x 12"



Corner: 6" x 8" x 12"
SOLD SEPARATELY




Adobe Blend



Fire Island Blend



Golden Brown Blend



Granite City Blend



Travertina*



Westchester Blend



*Premium Color

RETAINING WALLS

ALTA PRO WALL | A taller version of our beautiful Alta Wall, this system helps landscape and hardscape professionals create stunning outdoor living spaces with structural integrity.




Alta Pro Wall | Granite City Blend


HEIGHT	WIDTH	DEPTH	PCS / SF	SF / PALLET	PCS / PALLET	LBS / PALLET
8"	18"	12"	1	40	40	2,404
8"	18"	9"	1	32	32 Corner Pieces	2,509



8" x 18" x 12"



Corner: 8" x 18" x 9"
SOLD SEPARATELY



Adobe Blend




Fire Island Blend



Golden Brown Blend




Graphite Pearl Blend*



Granite City Blend



Travertina*



Westchester Blend



*Premium Color


TRINITY® WALL | Trinity® Wall is a pinless, square foot block designed for small and large engineered applications. Trinity's vertically aligned core allows for efficient and complete stone fill. It's single sided face is available in three color mixes to enhance any environment with functional design and beauty. Special order.



Adobe Blend



Golden Brown Blend



Granite City Blend



Trinity® Wall | Adobe Blend




8" x 18" x 12"

HEIGHT	WIDTH	DEPTH	PCS / SF	SF / PALLET	PCS/PALLET	LBS / PALLET
8"	18"	12"	1	40	40	2,676

RETAINING WALLS

KEYSTONE® COMPAC III STRAIGHT SPLIT


The Compac III's shape allows for tight radius curves and vertical core alignments. This wall can do it all with vertical or battered setback construction options. With triangular shaped receiving holes, construction adjustments are simplified. Natural stone appearance and rich colors complement any setting.




Adobe Blend



Fire Island Blend



Golden Brown Blend



Granite City Blend

1/2" x 5/4"
Fiberglass
Alignment Pins



SOLD SEPARATELY



Keystone® Compac III Straight Split | Granite City Blend

- Maximum versatility and performance
- Ease of installation
- Natural stone texture appearance



8" x 18" x 12"

HEIGHT	WIDTH	DEPTH	PCS / SF	SF / PALLET	PCS / PALLET	LBS / PALLET
8"	18"	12"	1	40	40	2,417



Made in New York, additional freight rates may apply.


OUTCROPPING | With this large rock landscaping look, your new retaining wall, stairs or poolscape will stand out among your neighbors. Get the look you want without sacrificing the structurally sound solution you need.

PALLET A

HEIGHT	WIDTH	DEPTH	SF / PALLET	PCS / PALLET	LBS / PALLET
12"	42"	24"/20"	18	4	4,000
12"	48"	24"/20"			
12"	60"	24"/20"			
12"	66"	24"/20"			



12"x 42"x 24"/20"



12"x 48"x 24"/20"



12"x 60"x 24"/20"



12"x 66"x 24"/20"



Outcropping | York Brown

PALLET B

HEIGHT	WIDTH	DEPTH	SF / PALLET	PCS / PALLET	LBS / PALLET
6"	24"	24"/20"	18	6	4,000
6"	36"	24"/20"			
6"	48"	24"/20"			
12"	36"	24"/20"			
12"	54"	24"/20"			
12"	72"	24"/20"			



6"x 24"x 24"/20"



6"x 36"x 24"/20"



6"x 48"x 24"/20"



12"x 36"x 24"/20"



12"x 54"x 24"/20"



12"x 72"x 24"/20"



Outcropping | Mocha

PALLET C

HEIGHT	WIDTH	DEPTH	SF / PALLET	PCS / PALLET	LBS / PALLET
6"	24"	24"/20"	18	4	4,000
6"	36"	24"/20"			
18"	60"	24"/20"			
24"	48"	24"/20"			



6"x 24"x 24"/20"



6"x 36"x 24"/20"



18"x 60"x 24"/20"



24"x 48"x 24"/20"

CORNERS	HEIGHT	WIDTH	DEPTH	PCS / PALLET	WEIGHT
6" CORNER	6"	39"	27"	1-6	489
12" CORNER	12"	48"	30"	1-4	1,222



6"x 39"x 27"



12"x 48"x 30"



Bluestone



Mocha




York Brown

ROSETTA
By Nicolock



GARDEN WALLS

A photograph of a multi-tiered stone garden wall. The wall is constructed from large, rectangular, light-colored stone blocks with a rough, weathered texture. The wall is surrounded by lush greenery and flowers. In the foreground, there are white daisies and red flowers. In the background, there are purple flowers and green foliage. The wall is set in a garden environment with a clear sky.

Whatever Nicolock garden wall style you select, you will have a variety of sizes and colors to choose from. The addition of a garden wall can help provide visual interest acting as a border between an installed feature and the rest of the landscape. Garden walls are low walls and not meant to withstand the weight or pressure of soil. They are best suited for tree rings, edgings and garden borders.


GARDEN WALL | A pleasing 4"x12" garden wall with straight lines and a rear lip connection. This single-sided wall has tapered lines and is perfect for small applications in straight or serpentine walls.



Garden Wall | Westchester Blend



Adobe Blend



Bluestone*




Charcoal



Fire Island Blend




Golden Brown Blend



Granite City Blend




Travertina*



Westchester Blend

HEIGHT	WIDTH	DEPTH	PCS / SF	LAYERS / PALLET	PCS / PALLET	LBS / PALLET
4"	12"	8"	3.5	6	108	1,800




4" x 12" x 8"

*Premium Color

GARDEN WALLS

SERAFINA WALL | The Serafina Wall's trapezoid shape and split face on two sides makes it a multifaceted solution for many hardscape applications. From straight and curved walls, single or two-sided borders for your garden, Serafina is a great option where walls less than three feet high are required. Available in colors for every home.

HEIGHT	WIDTH	DEPTH	PCS / SF	SF / PALLET	PCS / PALLET	LBS / PALLET
4"	10"/6"	9"	3.5	17	60	1,519




TOP SELLERS:



Golden Brown Blend



Granite City Blend




Travertina*




Westchester Blend



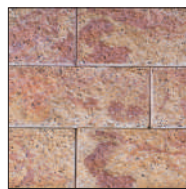
Serafina Wall | Adobe Blend



Adobe Blend




Bluestone*



Crab Orchard Blend



Fire Island Blend



Graphite Pearl Blend*



Oyster Blend

MOUNTAIN BLOCK | Mountain Block's single sided face provides a unique stone texture with its 4" x 12" wall face. Solid block makes this system structurally sound for walls with a maximum height of 36". Its organic design stylishly connects your home to its natural surroundings. Nicolock's Rockface Multi-Cap can be used to add the finishing touch to a great outdoor setting.



Mountain Block | York Brown



Bluestone



Mocha



York Brown




4" x 12" x 8"



Corner: 4" x 12" x 8"

HEIGHT	WIDTH	DEPTH	SF / PALLET	PCS / PALLET	LBS / PC	LBS / PALLET
4"	12"	8"	16	48	28	1,360
4"	12"	8"	16	24 Corner Pieces	32	775

PIERS • CAPS • COPING



With Nicolock's selection of Piers, Caps and Coping you are certain to find the perfect style and color to suit your design. Our piers and caps bring a stylish appearance while providing a setting for additional lighting. Nicolock's wall caps and coping provide just the right finish to your installation. They are available in a variety of styles, sizes and colors to perfectly complement any of Nicolock's wall styles.

MINI COLONIAL PIER KIT | Offered in a hard-split rockface finish. Cap not included.

Builds Per Pallet:

One: 24" x 24" x 60" high pier – or – Two: 24" x 24" x 30" high piers

HEIGHT	WIDTH	DEPTH	SF / PALLET	PCS / PALLET	LBS / PALLET
3"	14¾"	9"	40	80	2,620



Mini Colonial Pier | Golden Brown Blend

5" COLONIAL PIER KIT | Offered in a hard-split rockface finish. Cap not included.

Builds Per Pallet:

One: 24" x 24" x 70" high pier – or – Two: 24" x 24" x 35" high piers

HEIGHT	WIDTH	DEPTH	SF / PALLET	PCS / PALLET	LBS / PALLET
5"	14¾"	9"	46.6	56	2,849



5" Colonial Pier | Granite City Blend

VERONA PIER KIT | Offered in an antiqued finish that mirrors the look of natural stone and a smooth contemporary finish. Cap not included.

Builds Per Pallet:

Two: 20" x 20" x 48" high piers

HEIGHT	WIDTH	DEPTH	SF / PALLET	PCS / PALLET	LBS / PALLET
4"	12"	8"	32	96	2,739



Verona Pier | Westchester Blend

TOP SELLERS:



Chesapeake Blend*

Granite City Blend


South Bay Blend (Mini only)

Travertina*

Westchester Blend

Adobe Blend

Bluestone*



Cappuccino Blend (Mini only)




Crab Orchard Blend



Fire Island Blend




Golden Brown Blend




Graphite Pearl Blend* (Mini only)



Lilac Blend (Mini only)



Mocha Blend (Mini only)



Oyster Blend

*Premium Color

TOP SELLERS:



Golden Brown Blend

Granite City Blend

South Bay Blend

Westchester Blend



Adobe Blend



Bluestone*



Charcoal



Chesapeake Blend*



Crab Orchard Blend



Graphite Pearl Blend*



Oceanic Blue*



Oyster Blend




Travertina*

*Premium color


PIERS • CAPS • COPING

STONEGATE® CONTEMPORARY PIER | With a pallet you can make: One – 20" x 20" x 60" or Two - 20" x 20" x 30" or One – 30" x 30" x 30" pier.

HEIGHT	WIDTH	DEPTH	SF / PALLET	PCS / PALLET	LBS / PALLET
6"	16"/14"	10"	30	60	2,800
6"	12"/10"	10"			
6"	6"/4"	10"			
3"	12"/10"	11"	66 l.f.	72	2,033




TOP SELLERS:



*Premium color

NANTUCKET PRE BUILT PIER KIT | Easy to install, makes one pier. Pier Cap sold separately.

HEIGHT	WIDTH	DEPTH	QTY	LBS / PALLET
24"	24"	35"	1 pier	250 lbs
30"	30"	35"	1 pier	350 lbs



TEXTURE



CHOOSE YOUR COLOR



Nicolock offers other pier styles using the following wall products:

6" CORNER

Offered in a hard-split rock face texture

Buils Per Pallet

One: 20" x 20" x 72" H or Two: 20" x 20" x 36" H Piers



8" CORNER

Offered in a hard-split rock face texture

Buils Per Pallet

One: 27" x 27" x 64" H Pier or
Two: 27" x 27" x 32" H ↻ ↺ ↻ ↻



8" EVERLOC™ CORNER


Features a clean classic face appearance.

Buils Per Pallet

One: 21" x 21" x 128" H Pier or
Two: 21" x 21" x 64" H ↻ ↺ ↻ ↻




PIER CAPS A clean chiseled stone edge while providing a sturdy platform for additional landscape lighting.



Pier Cap Sizes:

- 2½" x 18" x 18"
- 2½" x 20" x 20"
- 2½" x 25" x 25"
- 3" x 24" x 24"
- 3" x 26" x 26"
- 3" x 27" x 27"
- 3" x 28" x 28"
- 3" x 30" x 30"

*Premium color




Belvedere Pier | York Brown

BELVEDERE PIER AND CAP | Corner blocks are used to build the pier, multiple textures provide a random look for your finished project. Cap provides the finishing touch as well as additional landscape lighting possibilities.

Builds Per Pallet (corner units): One: 24" x 24" x 36" high pier

HEIGHT	WIDTH	DEPTH	SF / PALLET	PCS / PALLET	LBS / PALLET
3"	15"	9"	24	16	1,520
6"	15"	9"		16	



Cap: 2½" x 27" x 27"



Bluestone



Mocha



York Brown

ROSETTA
By Nicolock



Claremont Pier | Mocha

CLAREMONT PIER AND CAP | Chiseled finished, corner blocks are used to build the pier. The matching cap provides the finishing touch as well as additional lighting possibilities.

Builds Per Pallet (corner units): One: 30" x 30" x 40" high pier

HEIGHT	WIDTH	DEPTH	SF / PALLET	PCS / PALLET	LBS / PALLET
4"	22"	8"	33	40	2,200



Cap: 3" x 34" x 34"



Bluestone



Mocha



York Brown

ROSETTA
By Nicolock



Kodah Pier | Gironde (special order)

KODAH PIER AND CAP | Corner blocks are used to build the pier. The cap provides the finishing touch as well as additional landscape lighting possibilities.

Builds Per Pallet (corner units): One: 32" x 32" x 36" high pier

HEIGHT	WIDTH	DEPTH	SF / PALLET	PCS / PALLET	LBS / PALLET
6"	21"	10½"	31.5	24	2,400



Cap: 3" x 34" x 34"



Bluestone



Mocha



York Brown

ROSETTA
By Nicolock

PIERS • CAPS • COPING



Multi Cap | Granite City Blend

MULTI CAP | Features a hard-split face design on one edge. Suitable for single-sided walls but also compatible with all Nicolock Walls.

HEIGHT	WIDTH	DEPTH	PCS / PALLET	LF / PALLET	LBS / PALLET
3"	16"	12"	64	85	2,744




3" x 16" x 12"



Dimensional Coping | Gironde (special order)

DIMENSIONAL COPING | Features chiseled stone texture on two sides and compatible with all Nicolock Walls.


HEIGHT	WIDTH	DEPTH	PCS / PALLET	LF / PALLET	LBS / PALLET
2½"	24"	12½"	18	61	500
2½"	18"	12½"	12		
2½"	19"	12½"	4		



2½" x 24" x 12½"



2½" x 18" x 12½"



2½" x 19" x 12½"
End Unit



ROSETTA
By Nicolock



Colonial Cap | Westchester Blend

COLONIAL CAP | Is offered in a hard-split rock face finish on two sides. Corners can be split into trapezoid shapes suitable for Colonial Wall Systems but also compatible with any Nicolock Wall.

HEIGHT	WIDTH	DEPTH	PCS / PALLET	LF / PALLET	LBS / PALLET
3"	9"	12 ½"	40	108	3,766
3"	12"	12 ½"	40		
3"	15"	12 ½"	20		
3"	15"	12 ½"	20 Corner Pieces		




3" x 9" x 12 ½"




3" x 12" x 12 ½"



3" x 15" x 12 ½"




Corner:
3" x 15" x 12 ½"



*Premium Color

LINEAR CAP | Contemporary double-sided wall cap with clean lines and a slight chamfer. Perfect for pools, steps, or walls.

HEIGHT	WIDTH	DEPTH	LF / PALLET	PCS / PALLET	LBS / PALLET
2 3/8"	18"	12"	63	42	1,800



Linear Cap | Charcoal



Brown

Charcoal

Chesapeake Blend*

Granite City Blend



Oyster Blend*

Travertina*

Westchester Blend

Raven**


*Premium Color
**Deluxe Color



NEW!

STONE FACE CAP | Double-sided rustic wall cap with natural stone texture and a slight chamfer. Perfect for pools, steps, or walls.

HEIGHT	WIDTH	DEPTH	LF / PALLET	PCS / PALLET	LBS / PALLET
2 3/8"	18"	12"	63	42	1,800



Stone Face Cap | Charcoal



Brown

Charcoal

Chesapeake Blend*

Granite City Blend



Mocha Blend

Travertina*

Westchester Blend

Raven**

*Premium Color
**Deluxe Color




PIERS • CAPS • COPING



ROCKFACE MULTI CAP | Features cast stone texture on two sides. Trapezoid shapes and available in two widths. Compatible with all Nicolock walls.

HEIGHT	WIDTH	DEPTH	PCS / PALLET	LF / PALLET	LBS / PALLET
2"	9"	11 1/2"	14	11	1,200
2"	12"	11 1/2"	14	14	
2"	15"	11 1/2"	14	18	
2"	15"	11 1/2"	4 End Unit	5	



Combined pallet 48 lf.



ROCKFACE MULTI CAP GRANDE

HEIGHT	WIDTH	DEPTH	PCS / PALLET	LF / PALLET	LBS PALLET
2"	9"	14"	14	11	1,400
2"	12"	14"	14	14	
2"	15"	14"	14	18	
2"	15"	14"	4 End Unit	5	

Combined pallet 48 lf.



Bluestone Gironde* Lilac Mocha York Brown

*Premium color



BELVEDERE COPING | Creates the rustic appearance of natural stone and complements our Belvedere Wall.

HEIGHT	WIDTH	DEPTH	PCS / PALLET	LF / PALLET	LBS / PALLET
2 1/4"	6"	10 1/4"	24	66	1,550
2 1/4"	12"	10 1/4"	12		
2 1/4"	18"	10 1/4"	6		
2 1/4"	18"	10 1/4"	6 End Unit Left		
2 1/4"	18"	10 1/4"	10 End Unit Right		

Combined pallet 66 lf.



Bluestone Mocha York Brown



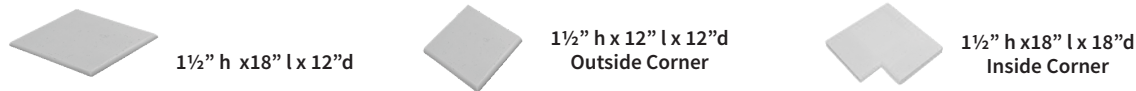
2 1/4" x 6" x 10 1/4" | 2 1/4" x 12" x 10 1/4" | 2 1/4" x 18" x 10 1/4"

Two End Units (Left & Right):
2 1/4" x 18" x 10 1/4"
The end units are useful for constructing corners/ends, finished on front, back, top, and one side.

ROSETTA
By Nicolock

OLD TOWN COPING | Rectangular shapes and dimpled surface give this coping a unique look. Texture edges add a special charm. No spacer lugs needed.

PRODUCT	HEIGHT	WIDTH	DEPTH	PCS / PALLET	LF / PALLET	LBS / PCS	LBS / PALLET
Straight Unit	1½"	18"	12"	20	30	30	600
Curved (60 degree radius)	1½"	18"	12"	20	30	30	600
Outside Corner	1½"	12"	12"	as required	n/a	12	n/a
Inside Corner	1½"	18"	18"			18	



Autumn Cotswold Bluestone Gironde* Mocha York Brown

*Premium color




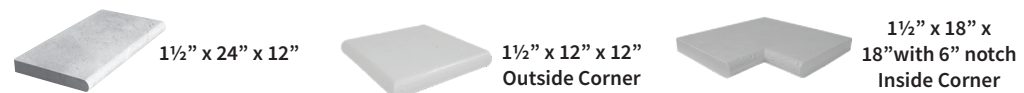
Old Town Coping | Gironde

VERSAILLES COPING | Flat surface with natural travertine markings. Fullnose on one side. Inside and outside corners available.



Versailles Coping | Gironde

PRODUCT	HEIGHT	WIDTH	DEPTH	SF / PALLET	PCS / PALLET	LBS / PCS	LBS / PALLET
Straight	1½"	24"	12"	30	15	-	493
Outside Corner	1½"	12"	12"	as required	as required	12	as required
with 6" notch Inside Corner	1½"	18"	18"			18	



Gironde* Marble Blend*

*Premium color

PIERS • CAPS • COPING

ROCKFACE TREADS | These treads have a chiseled stone edge treatment on three sides that make it the perfect finishing touch to a garden wall. Thermal finish top surface give them a smooth texture.



Rockface Treads | Bluestone

HEIGHT	WIDTH	DEPTH	PCS / PALLET	LBS / PC	LBS / PALLET
2"	51"	14"	13	118	1,810
2"	64"	14"	13	147	2,245
2"	74"	14"	13	165	2,515



Bluestone



Brown




Gironde*



2" x 51" x 14"



2" x 64" x 14"



2" x 74" x 14"

*Premium color

THERMAL AND FULLNOSE TREADS | These classic steps have a flamed stone edge treatment on three sides with a thermal finish top surface. Six sizes make it easy to fit your design.



Thermal Treads | Bluestone

HEIGHT	WIDTH	DEPTH	PCS / PALLET	LBS / PC	LBS / PALLET
2"	48"	12"	15	96	1,490
2"	60"	12"	15	120	1,850
2"	72"	12"	15	143	2,200
2"	48"	14"	15	118	1,815
2"	60"	14"	15	147	2,250
2"	72"	14"	15	165	2,515



- 2" x 48" x 12" Thermal only
- 2" x 60" x 12" Thermal only
- 2" x 72" x 12" Thermal only
- 2" x 48" x 14" Thermal and Fullnose
- 2" x 60" x 14" Thermal and Fullnose
- 2" x 72" x 14" Thermal and Fullnose



Bluestone



Brown

























Gironde*

*Premium color

6X12 FULLNOSE | Surround your pool or create sturdy steps. 6 x12 Fullnose Pavers come in a wide variety of colors. Rectangular in shape and a smooth surface give this coping a unique look. Rounded edges add a special charm. No spacer lugs needed.




6x12 Fullnose | Charcoal

								
Adobe Blend	Autumn Blend*	Brown	Cappuccino Blend*	Caramel Tan*	Charcoal	Chesapeake Blend*	Crab Orchard Blend*	Fire Island Blend
								
Golden Brown Blend	Granite City Blend	Graphite Pearl Blend*	Lilac Blend	Mocha Blend	Oceanic Blue*	Oyster Blend*	Pennsylvania Blue**	Raven**
								
Red	South Bay Blend*	Travertina*	Westchester Blend					

HEIGHT	WIDTH	DEPTH	PCS / LF	LF/ PALLET	PCS / PALLET	LBS / PALLET
2 3/8"	6"	12"	2	104	208	2,566

8x12 Fullnose available for special order in Charcoal & Granite City Blend


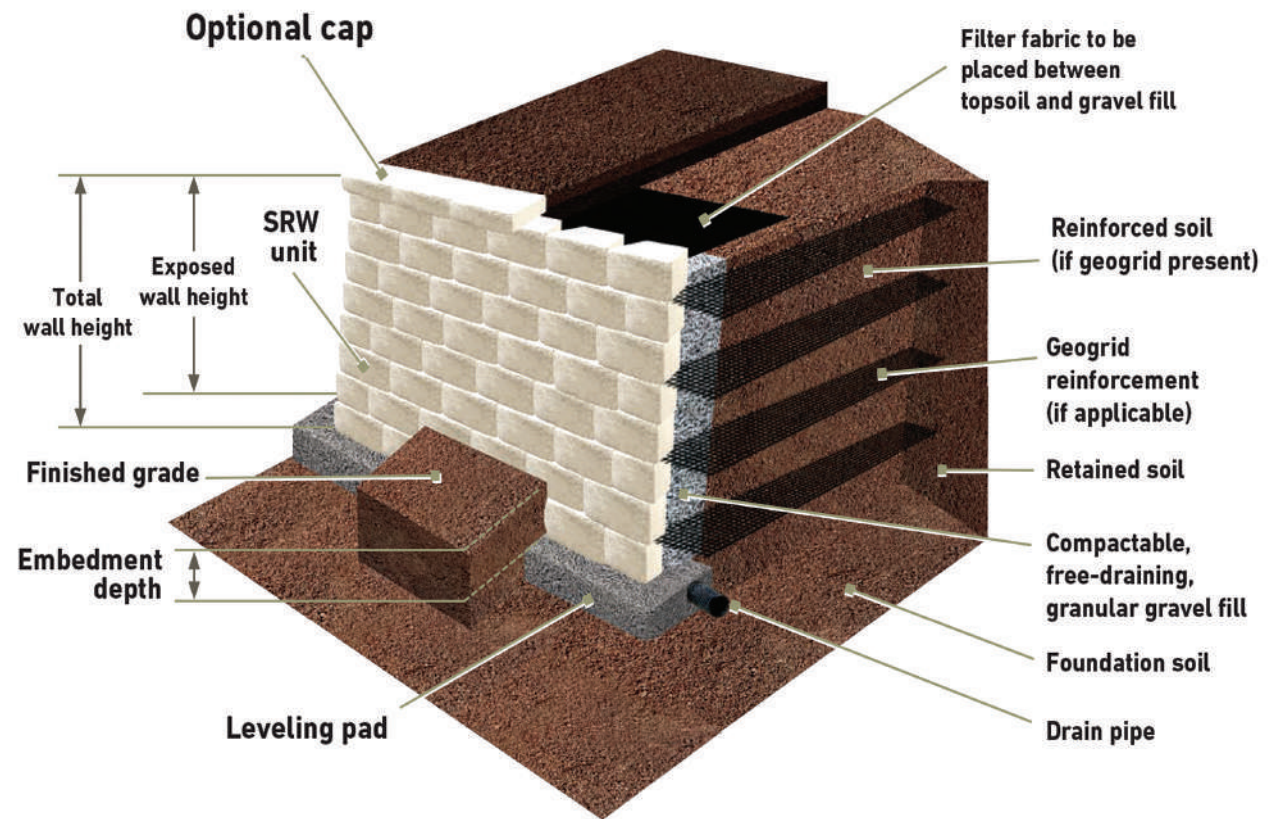


*Premium color
**Deluxe color

RETAINING WALL INSTALLATION

Materials Needed

- Gloves
- Tape Measure
- Stakes
- Shovel
- 3 lb. Hammer
- Levels
- Line Level
- Carpenters Square
- String Line
- Broom
- Wheelbarrow
- Pry Bar
- Wire Cutters
- Mason's Chisel
- Markers
- Screed Board
- Two 1" o.d. Screed Pipes
- Plate Compactor
- Paver Cutter
- Diamond Blade Table Saw



NOTE: The following Installing procedures apply to all Nicolock retaining wall units constructed as a conventional gravity wall system.

PREPARING/EXCAVATING: Before beginning excavation, make sure there are no utility lines in the wall area. Excavate area to the proper depth. For geogrid-reinforced retaining walls or for more detailed information, consult your local distributor or contact Nicolock.

For most non-critical walls (and under favorable soil conditions) Nicolock wall units are constructed as a conventional gravity wall system. Walls up to 3 feet in height (2 ft. 6 in. for Sierra) are attainable without the need for soil reinforcement (geogrid). Recommended installation procedures should be followed to ensure the life of your wall structure.



NICOLOCK[®]

PAVING STONES • RETAINING WALLS • OUTDOOR LIVING

 **paver-shield[™]**

LOCATIONS

New York

Corporate Headquarters

612 Muncy Avenue • Lindenhurst, NY 11757
P: 631.669.0700 • F: 631.669.0711

Nicostone by Nicolock

200 Henry Street • Lindenhurst, NY 11757
P: 631.669.0600 • F: 631.669.8052

Albany

One Mustang Drive • Cohoes, NY 12047
P: 518.888.2731 • F: 518.252.4937

New Jersey

482 Houses Corner Rd • Sparta, NJ 07871
P: 551.232.6443 • F: 973.425.5188

New Jersey Design Center

620 Cedar Swamp Road • Jackson, NJ 08527
P: 201.932.4500 • F: 732.960.9950

New England

99 Stoddard Avenue • North Haven, CT 06473
P: 203.234.2800 • F: 203.985.0381

Massachusetts

241 Francis Avenue • Mansfield, MA 02048
P: 508.298.2243 • F: 508.590.7678

Maryland

8400 Progress Court • Frederick, MD 21701
P: 301.620.0100 • F: 301.620.0007

Delaware

1000 South Market Street • Wilmington, DE 19801
P: 302.981.0986 • F: 302.691.4500

Virginia

9135 Barricade Lane • Mechanicsville, VA 23116
P: 571.332.3513 • F: 571.406.1251

